




(1,27mm) .050"

SFM, SFML SERIES



SFM-110-01-L-D-A

SFM-105-L3-L-D

THROUGH-HOLE TIGER EYE™ SOCKET

SPECIFICATIONS

For complete specifications and recommended PCB layouts see www.samtec.com?SFM or www.samtec.com?SFML

Insulator Material:

Black Liquid Crystal Polymer

Contact Material:

Tiger Eye™ = BeCu
Tiger Eye™ LITE = Phosphor Bronze

Plating:

Au or Sn over 50µ" (1,27µm) Ni

Voltage Rating:

350 VAC mated with TFM

Operating Temp Range:

-55°C to +125°C

Contact Resistance:

15 mΩ max

Insertion Depth:

(3,05mm) .120" to

(4,06mm) .160"

Wiping Distance:

(0,38mm) .015"

Normal Force:

Standard= 132g (1,29N) avg.;

LIF= 90g (0,88N) avg.

Insertion Force (SFM):

(Single contact only)

Standard= 2.5oz (0,69N) avg.;

LITE= 2.0oz (0,56N) avg.

LIF= 1.4oz (0,39N) avg.

Withdrawal Force (SFM):

(Single contact only)

Standard= 2.0oz (0,56N) avg.;

LITE= 1.5oz (0,42N) avg.

LIF= 1.0oz (0,28N) avg.

Insertion Force (SFML):

(Single contact only)

2.5oz (0,69N) avg.

Unmating Force (SFML):

Withdrawal force per contact

(Single contact only)= 1.5oz

(0,42N) average; Incremental

unmating force with friction

locks: 10-20 pins/row (One

Lock) increases withdrawal

force by 4 x average; 25 & 30

pins/row (Two Locks) increases

withdrawal force by 3 x average;

35-50 pins/row (Three Locks)

increases withdrawal force by

1.7 x average

Max Cycles:

10,000 with 30µ" (0,76µm) Au

RoHS Compliant:

Yes

Lead-Free Solderable:

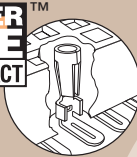
Yes

Note: Other Gold plating options available. Contact Samtec.

Note: Some sizes, styles and options are non-standard, non-returnable.

SFM Mates with:
TFM, TFSD, FTS (LIF),
FW (LIF), FTSH (LIF)

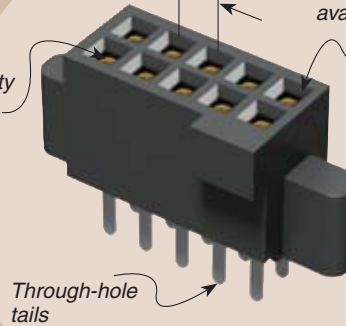
SFML Mates with:
TFML, TFSD (-XL option),
TFSDT (-XL option)



High reliability
Tiger Eye™
contacts

(1,27mm x 1,27mm)
.050" x .050"
micro pitch

Low insertion
force contacts
available



Through-hole
tails

Choice of alignment pin
or locking clip options



- Passes 10 Year MFG
- Locking option
- Locking clip option
- Weld tab option
- Screw Down option

CURRENT RATING	
AMBIENT TEMP	TFM/SFM
20°C	5A
40°C	4.5A
60°C	3.9A
95°C	2.6A

6 POSITIONS (2x3) POWERED

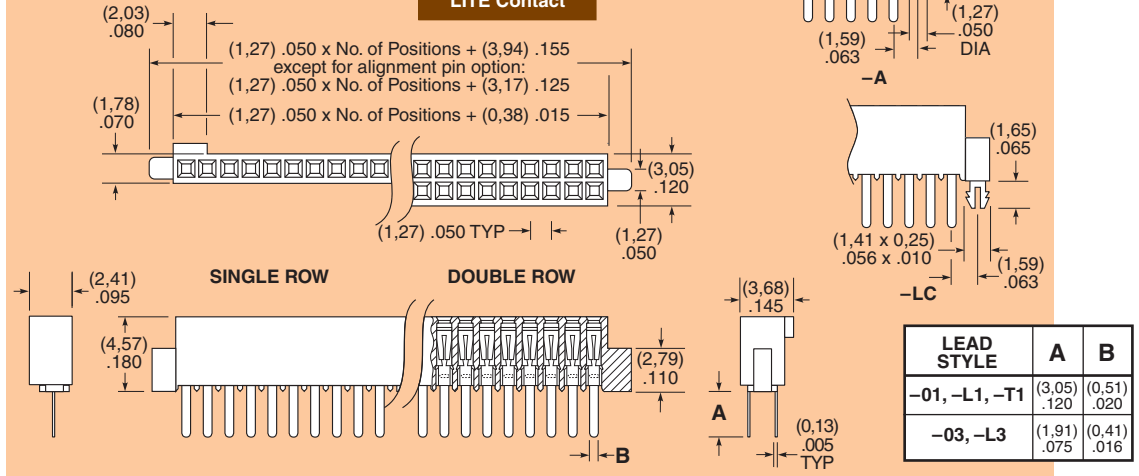


COST-SAVING APPLICATIONS



Lower cost Phosphor Bronze contact (-T1) for applications where Beryllium Copper is not needed. See SFC Series for lower cost plating options.

TYPE STRIP	NO. PINS PER ROW	LEAD STYLE	PLATING OPTION	ROW OPTION	OPTION
1	05, 07, 10, 15, 20, 25, 30, 35, 40, 45, 50 (Call Samtec or see SFMC Series for more sizes)	-01, -03 = Tiger Eye™ Contact -L1, -L3 = Low Insertion Force Tiger Eye™ Contact -T1 = Tiger Eye™ LITE Contact	-L = 10µ" (0,25µm) Gold on contact, Matte Tin on tail -S = 30µ" (0,76µm) Gold on contact, Matte Tin on tail	-S = Single Row (SFM only) -D = Double Row	-A = Alignment Pin (N/A with -LC) -LC = Locking Clip (Manual placement required) (N/A with -A)



LEAD STYLE	A	B
-01, -L1, -T1	(3,05) .120	(0,51) .020
-03, -L3	(1,91) .075	(0,41) .016

Due to technical progress, all designs, specifications and components are subject to change without notice.

WWW.SAMTEC.COM