

# Definite Purpose Controls


## Full Voltage Contactors

### GE's New Definite Purpose Controls Deliver Definite Advantages


#### CR453C Compact

20A-40A  
1-pole, 1-pole + shunt and 2-pole

Multiple terminal configurations on line and load terminals allow selection of the right terminals for the job. Choose from hex head screw terminals with slotted/Phillips head or box lug terminals, all with or without quick connect accessory terminals.




Cover (standard on 40A, optional on 25A-30A) offers increased protection from contaminants.



Universal mounting plate with multiple elongated holes allows the compact contactors to be used with the same mounting holes as existing designs—allowing easy replacement or simple substitution.

Wide array of coil voltages and frequencies allows the compact DP contactors to be adapted to a wide array of applications.



Large silver alloy contacts offer superior life and resistance to welding.

Low VA "no burn" coil design allows minimum CPT requirement and failsafe reliability during brownout conditions. Features standard 1/4" dual quick connect angled terminals for ease of wiring. Coils are tape wrapped for superior durability and protection from damage.

Outstanding performance meets all pertinent standards: UL Component Recognized, CSA, CE and ARI 780—insuring long service life and suitability in the application. All ratings meet 6x, 5x, 4x locked rotor amp rating at 240, 480 and 600V respectively. Tested for endurance per ARI 780, all contactors meet or exceed for 500,000 mechanical and 200,000 electrical operations.



# Definite Purpose Controls Full Voltage Contactors

## Section 4


### CR453C

Compact  
Single Phase  
20A-40A


#### Standard Forms

Standard CR453C contactors feature hex screws with #2 Phillips/slotted heads on the 20-35FLA devices and box lugs on 40FLA forms. Each pole is supplied with four 1/4" quick connect terminals. Coils are provided with two 1/4" quick connect terminals.


For configurations not found below see page 4-5 for Factory Modified Forms.



25A-35A 1 pole



25A-35A  
1 pole + shunt



40A 2 pole

#### CR453C Compact (1, 1 + shunt & 2 pole)

Inductive Amps	Resistive Amps	Locked Rotor Amps, 50/60 Hz @ 240/277V	Locked Rotor Amps, 50/60 Hz @ 480V	Locked Rotor Amps, 50/60 Hz @ 600V	No. of Poles	Product Number	List Price GO-10DP
20	30	120	100	80	1	CR453CA1*AA	
20	30	120	100	80	1 + Shunt	CR453CA3*AA	
20	30	120	100	80	2	CR453CA2*AA	
25	35	150	125	100	1	CR453CB1*AA	
25	35	150	125	100	1 + Shunt	CR453CB3*AA	
25	35	150	125	100	2	CR453CB2*AA	
30	40	180	150	120	1	CR453CC1*AA	
30	40	180	150	120	1 + Shunt	CR453CC3*AA	
30	40	180	150	120	2	CR453CC2*AA	
35	50	180	150	120	1	CR453CD1*AA	
35	50	180	150	120	1 + Shunt	CR453CD3*AA	
35	50	210	175	140	2 <sup>1</sup>	CR453CD2*AA	
40	50	240	200	160	2 <sup>1</sup>	CR453CE2*BB	

<sup>1</sup>Ratings shown are for single phase, 2-pole. See page 4-21 for single phase, 1-pole ratings.

(Replace \* in product number with appropriate coil digit.)

#### Coil Selection

##### CR453C Compact Coil Selection

Coil Voltage		Product Number Digit
60 Hz	50 Hz	
24	24	H
110-120	110	A
208-240	208-220	B
277	—	F



# Definite Purpose Controls Full Voltage Contactors

## Section 4

### CR453C

Compact  
Single Phase  
Factory Modified Forms  
20A-40A

#### Factory Installed Modifications

#### CR453C Definite Purpose Contactors, 20A-40A, 1-pole & 2-pole Compact Design

Select contactor from the main table and complete the product number by inserting the digits corresponding to required and optional specifications from the tables below. Note: all factory modified forms require a minimum order of 200 and additional multiples of 20. See page 4-32 for bulk pack details.

#### 1-pole & 1-pole plus shunted pole

Full Load Amps	Resistive Amps Per Pole	Locked Rotor Amps (1 Phase - Per Pole)			Poles	Product Number (Complete by adding digits from tables below <sup>1</sup> )											Options			List Price GO-10DP				
		240V/277V	480V	600V		Required Digits											12	13	14					
		1	2	3		4	5	6	7	8	9	10	11	12	13	14								
20	30	120	100	80	1	C	R	4	5	3	C	A	1											
20	30	120	100	80	1 + Shunt	C	R	4	5	3	C	A	3											
25	35	150	125	100	1	C	R	4	5	3	C	B	1											
25	35	150	125	100	1 + Shunt	C	R	4	5	3	C	B	3											
30	40	180	150	120	1	C	R	4	5	3	C	C	1											
30	40	180	150	120	1 + Shunt	C	R	4	5	3	C	C	3											
35	50	180	150	120	1	C	R	4	5	3	C	D	1											
35	50	180	150	120	1 + Shunt	C	R	4	5	3	C	D	3											

<sup>1</sup>If no options are required, product number is complete after 11 digits.

#### 2-pole

Full Load Amps	Resistive Amps Per Pole	Locked Rotor Amps (1 Phase - 2 Pole/ 1 Phase - Per Pole)				Product Number (Complete by adding digits from tables below <sup>1</sup> )											Options			List Price GO-10DP				
		240V/277V	480V	600V		Required Digits											12	13	14					
		1	2	3		4	5	6	7	8	9	10	11	12	13	14								
20	30	120/120	100/100	80/80		C	R	4	5	3	C	A	2											
25	35	150/150	125/125	100/100		C	R	4	5	3	C	B	2											
30	40	180/180	150/150	120/120		C	R	4	5	3	C	C	2											
35	50	210/180	175/150	140/120		C	R	4	5	3	C	D	2											
40	50	240/180	200/150	160/120		C	R	4	5	3	C	E	2											

<sup>1</sup>If no options are required, product number is complete after 11 digits.

#### Digit 9 Coil Selection

Coil Voltage	Product No. Digit 9
60 Hz	
24	H
110-120	A
208-240	B
277	F

#### Digit 12 Cover

Product No. Digit 12	Cover Option
A	Standard (cover on 40FLA is standard) <sup>2</sup>
C	Add cover to 20-35FLA

#### Digit 10 Line Terminals

Product No. Digit 10	Terminal Type	1-pole	1-pole+ shunt, 2-pole
A	Screw w/ 1/4" Quick Connect		
B	Lug w/ 1/4" Quick Connect		
C	Screw w/o Quick Connect terminals		
D	Lug w/o Quick Connect terminals		
L	Sems Clamp w/ 1/4" Quick Connect		
M	Sems Clamp		

#### Digit 13 Nameplate Marking

Product No. Digit 13	Nameplate Marking
A	None <sup>2</sup>
	Request from Factory (Custom) <sup>3</sup>

#### Digit 14 Packaging

Product No. Digit 14	Packaging	List Price Adder, GO-10DP
Blank	Single Pack	
P	Bulk Pack (available in multiples of 200; contact factory for delivery schedules; see page 4-32 for bulk pack details)	

<sup>2</sup>If this will be the final digit in your selection, omit from product number.

<sup>3</sup>For special nameplate markings, contact factory.

