

Z-PACK HS3 Series

Z-Pack Backplane Connectors

TE Connectivity AMP Connectors

The Z-PACK HS3 is a high speed, high density two piece board to board backplane connector system that has been specifically designed to support transference of data at gigabit speeds.

Product Description

Tyco Electronics has incorporated a controlled impedance microstrip path through the connector to minimize signal degradation and crosstalk. Compliant pins are used on both daughtercard and backplane. This connector family is compatible with other Z-PACK HM family connectors on the same board edge.

Features

- Designed for both single ended and differential signals
- Dual beam provides redundant contact for improved reliability

Applications:

- High speed Telecommunications equipment:
 - Switches
 - Servers/Blade Servers
 - Routers
 - Storage
- Mid-range and high-end services

Specifications

- **Material Flammability Rating:** UL94 V-0
- **Number of Positions:** 30 ~ 100
- **Number of Positions Loaded:** All
- **Number of Rows:** 6 ~ 10
- **Pitch:** 0.098" (2.50mm)
- **Termination:** Press-Fit

Parts














Image	Manufacturer Part Number	Description	Connector Usage	Connector Type	Connector Style	Number of Positions	RoHS
	5120794-1	CONN RCPT DUAL BEAM 50POS PCB	-	Receptacle, Female Sockets	Dual Beam, Right Side	50	

Image	Manufacturer Part Number	Description	Connector Usage	Connector Type	Connector Style	Number of Positions	RoHS
	5120658-2	CONN HEADER DUAL BEAM 100POS PCB	Backplane	Header, Male Pins and Blades	Dual Beam, Center	100	RoHS
	5120677-1	CONN HEADER DUAL BEAM 30POS PCB	Backplane	Header, Male Pins and Blades	Dual Beam, Right Side	30	RoHS
	5120678-2	CONN HEADER DUAL BEAM 30POS PCB	Backplane	Header, Male Pins and Blades	Dual Beam, Left Side	30	RoHS
	5120732-1	CONN HEADER DUAL BEAM 30POS PCB	Backplane	Header, Male Pins and Blades	Dual Beam, Center	30	RoHS
	5120678-1	CONN HEADER DUAL BEAM 30POS PCB	Backplane	Header, Male Pins and Blades	Dual Beam, Left Side	30	RoHS
	5120789-1	CONN RCPT DUAL BEAM 30POS PCB	Backplane	Receptacle, Female Sockets	Dual Beam, Left Side	30	RoHS
	5120792-1	CONN RCPT DUAL BEAM 50POS PCB	Backplane	Receptacle, Female Sockets	Dual Beam, Right Side	50	RoHS
	5120790-1	CONN RCPT DUAL BEAM 100P EDGE MT	Backplane	Receptacle, Female Sockets	Dual Beam, Center	100	RoHS
	5120658-1	CONN HEADER DUAL BEAM 100POS PCB	Backplane	Header, Male Pins and Blades	Dual Beam, Center	100	RoHS
	5120752-1	CONN HEADER DUAL BEAM 50POS PCB	Backplane	Header, Male Pins and Blades	Dual Beam, Right Side	50	RoHS
	5120674-1	CONN HEADER DUAL BEAM 60POS PCB	Backplane	Header, Male Pins and Blades	Dual Beam, Center	60	RoHS