

# Product data sheet

## Subminiature connectors



Product description **M9 IP67 Male angled connector, Contacts: 5, 3.5-5.0 mm, unshielded, solder, IP67**

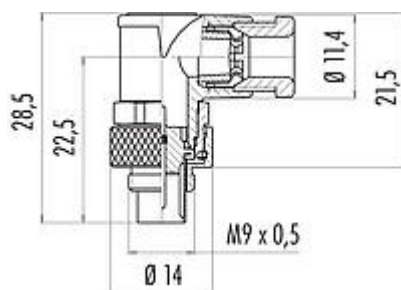
Area **M9 IP67 series 712**

Part no. **99 0413 70 05**

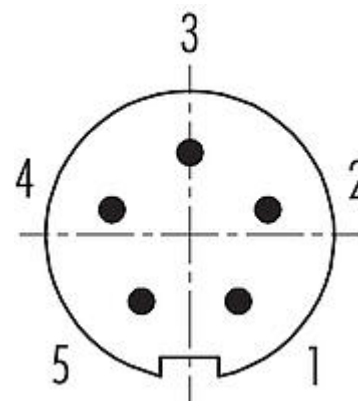
### Illustration



### Scale drawing



### Contact arrangement (Plug-in side)



You can find the assembly instructions on the next page.

### Technical data

#### General features

Part no.	<b>99 0413 70 05</b>
Connector design	Male angled connector
Version	Connector pin angled
Connector locking system	screw
Termination	solder
Degree of protection	IP67
Cross-sectional area	max. 0.25 mm <sup>2</sup> / AWG 24
Cable outlet	3.5-5.0 mm
Twistability	180° (2 coding options)
Temperature range from/to	-40 °C / 85 °C
Mechanical operation	> 500 Mating cycles
Weight (g)	8.70
Customs tariff number	85369010

#### Electrical parameters

Rated voltage	125 V
Rated impulse voltage	1500 V
Rated current (40 °C)	3,0 A
Insulation resistance	≥ 10 <sup>10</sup> Ω
Pollution degree	1
Overvoltage category	II
Insulating material group	III
EMC compliance	unshielded

# Product data sheet

## Subminiature connectors

Product description	<b>M9 IP67 Male angled connector, Contacts: 5, 3.5-5.0 mm, unshielded, solder, IP67</b>
Area	<b>M9 IP67 series 712</b>
Part no.	<b>99 0413 70 05</b>

### Material

Housing material	PA/CuZn (Nickel-plated brass)
Contact body material	PBT (UL94 V-0)
Contact material	CuZn (brass)
Contact plating	Au (gold)
Locking material	CuZn (brass)
REACH SVHC	CAS 7439-92-1 (Lead)
SCIP number	022c6ef9-389b-43be-9090-bd4869a38b45

### Classifications

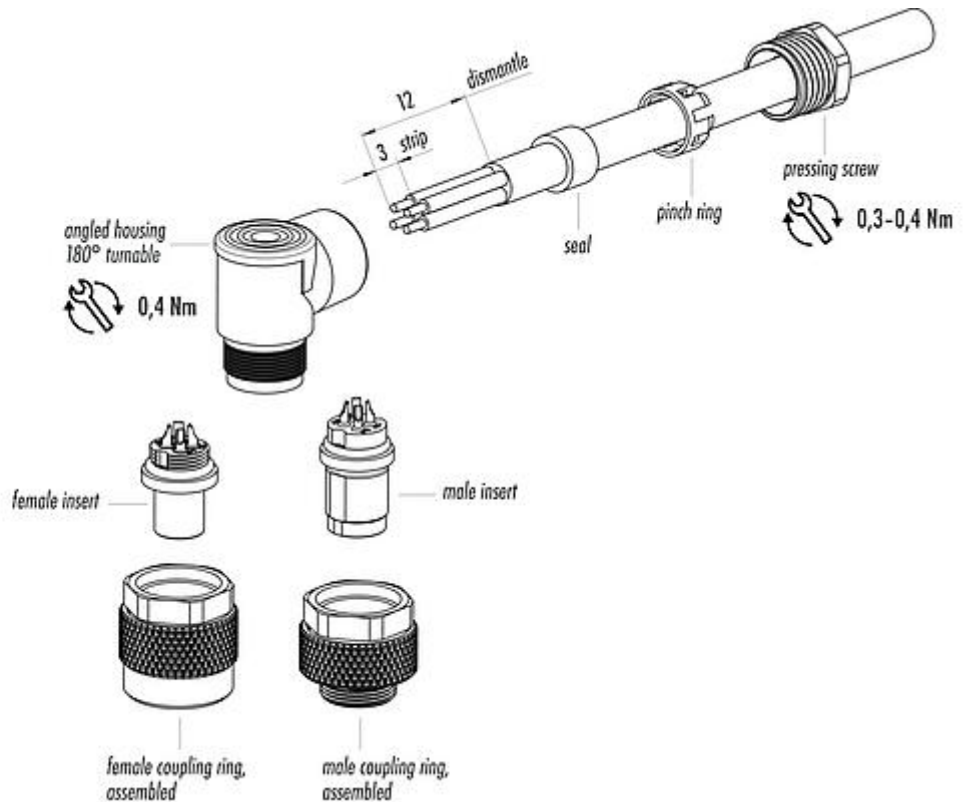
eCl@ss 11.1	27-44-01-02
ETIM 7.0	EC002635

### Declarations of conformity

Low Voltage Directive	2014/35/EU (EN 60204-1:2018;EN 60529:1991)
-----------------------	--

### Assembly instructions

1. Bead parts to cable.
2. Dismantle cable to 12 mm length.
3. Strip single wires ( $L = 3$  mm).
4. Bead single wires through housing. Mount seal and pinch ring, turn on pressing screw.
5. Solder single wires.
6. Screw housing to contact insert and tighten pressing screw.



Product description	<b>M9 IP67 Male angled connector, Contacts: 5, 3.5-5.0 mm, unshielded, solder, IP67</b>
Area	<b>M9 IP67 series 712</b>
Part no.	<b>99 0413 70 05</b>

## Security notices

The connector must not be plugged or unplugged under load. Non-observance and improper use can result in personal injury.

The connectors have been developed for applications in plant engineering, control and electrical equipment construction. The user is responsible for checking whether the connectors can also be used in other areas of application.

Connectors which are used in circuits with voltages dangerous to the touch may only be installed and used by, or under the supervision of, persons with electrical engineering training, taking into account the applicable regulations and standards.

Plug connectors with enclosure protection IP67 and IP68 are not suitable for use under water. When used outdoors, the plug connectors must be protected separately against corrosion. For further information on the IP protection classes, please refer to the "Technical Information" download centre.

To lock the cable connector with the device connector, the threaded ring is tightened "hand-tight" (approx. 50 cNm).