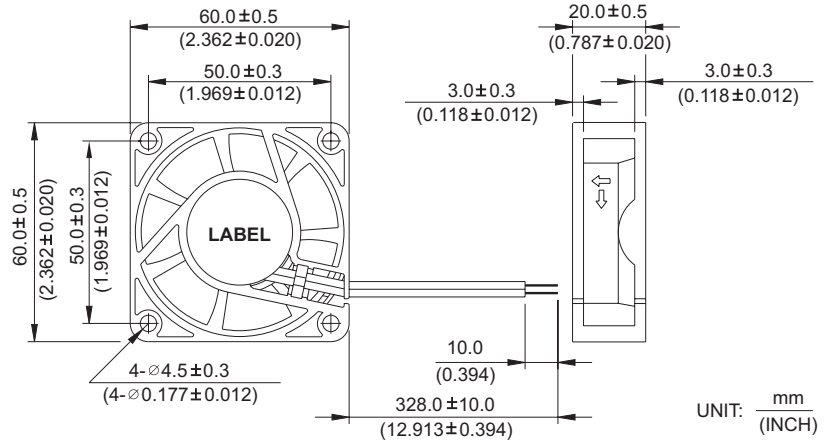


AUB 60 x 60 x 20 MM SERIES

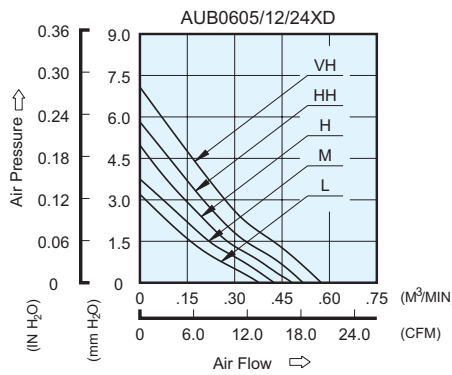
DIMENSIONS DRAWING



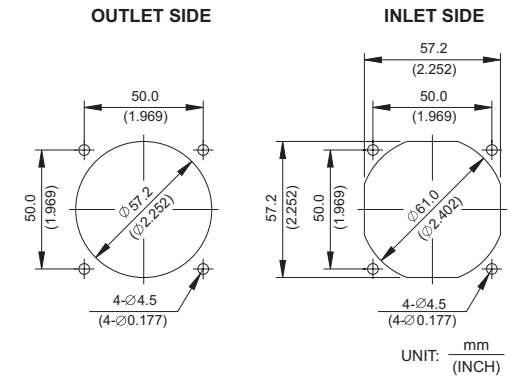
UNIT: mm (INCH)

- * Bearing Type Superflo Bearing
- * Material Impeller & Frame : Plastic (UL 94V-0)
- * Lead Wires : UL 1007 AWG #24 Or Equivalent
- Red Wire Positive (+)
- Black Wire Negative (-)
- * Weight : 62g (2.19 oz)
- * Rib Type Only

P & Q CURVE (AT RATED VOLTAGE)



MOUNTING PANEL CUTOUT



UNIT: mm (INCH)

MODEL		Rated Voltage	Operating Voltage Range	Rated Current	Rated Input Power	Speed	Maximum Air Flow		Maximum Air Pressure		Noise
PART NO.	FUNCTION	VDC	VDC	Amp	Watt	R.P.M.	m ³ /min	CFM	mmH ₂ O	IN H ₂ O	dB-A
AUB0605LD	/ -F00	5	4.5 to 5.5	0.14	0.70	3200	0.370	13.06	3.03	0.119	24.0
AUB0612LD	-R00 / -F00	12	7.0 to 13.8	0.07	0.84						
AUB0624LD	-R00 / -F00	24	14.0 to 27.6	0.03	0.72						
AUB0605MD	/ -F00	5	4.5 to 5.5	0.19	0.95	3600	0.420	14.83	3.83	0.151	26.0
AUB0612MD	-R00 / -F00	12	7.0 to 13.8	0.09	1.08						
AUB0624MD	-R00 / -F00	24	14.0 to 27.6	0.04	0.96						
AUB0605HD	/ -F00	5	4.5 to 5.5	0.24	1.20	4000	0.470	16.60	4.80	0.189	28.0
AUB0612HD	-R00 / -F00	12	7.0 to 13.8	0.11	1.32						
AUB0624HD	-R00 / -F00	24	14.0 to 27.6	0.05	1.20						
AUB0605HHD	/ -F00	5	4.5 to 5.5	0.33	1.65	4400	0.520	18.36	5.81	0.229	31.0
AUB0612HHD	-R00 / -F00	12	7.0 to 13.8	0.15	1.80						
AUB0624HHD	-R00 / -F00	24	14.0 to 27.6	0.07	1.68						
AUB0612VHD	-R00 / -F00	12	7.0 to 13.8	0.18	2.16	4800	0.560	19.78	7.00	0.276	33.0
AUB0624VHD	-R00 / -F00	24	14.0 to 27.6	0.09	2.16						

* Function type is optional.
 * The max. air flow and the speed are measured in free air ; max. air pressure is measured at zero air flow.
 * Noise is measured in anechoic chamber in free air, one meter from intake side.
 * All readings are typical values at rated voltage.
 * Specifications are subject to change without notice.