



# SMT Power Inductors – DO1608C Series



- High energy storage and very low resistance
- Defense Supply Center CID A-A-59742

**Designer's Kit C377** contains 3 of each part

**Core material** Ferrite

**Core and winding loss** See [www.coilcraft.com/coreloss](http://www.coilcraft.com/coreloss)

**Terminations** RoHS compliant gold over nickel over moly-manganese. Other terminations available at additional cost.

**Weight** 28 – 164 mg

**Ambient temperature** –40°C to +85°C with  $I_{rms}$  current, +85°C to +100°C with derated current

**Storage temperature** Component: –40°C to +100°C.  
Packaging: –40°C to +80°C

**Resistance to soldering heat** Max three 40 second reflows at +260°C, parts cooled to room temperature between cycles

**Moisture Sensitivity Level (MSL)** 1 (unlimited floor life at <30°C / 85% relative humidity)

**Mean Time Between Failures (MTBF)** 26,315,789 hours

**Packaging** 750/7" reel; 2500/13" reel Plastic tape: 12 mm wide, 0.28 mm thick, 4 mm pocket spacing, 3 mm pocket depth

**PCB washing** Only pure water or alcohol recommended

Part number <sup>1</sup>	L ±20% <sup>2</sup> (µH)	DCR max (Ohms)	SRF typ (MHz)	Isat <sup>3</sup> (A)	Irms <sup>4</sup> (A)
DO1608C-102ML_	1.0	0.05	130	2.9	2.9
DO1608C-152ML_	1.5	0.06	115	2.6	2.8
DO1608C-222ML_	2.2	0.07	100	2.3	2.4
DO1608C-272ML_	2.7	0.08	75	2.1	2.1
DO1608C-332ML_	3.3	0.08	70	2.0	2.0
DO1608C-472ML_	4.7	0.09	50	1.5	1.5
DO1608C-682ML_	6.8	0.13	45	1.2	1.4
DO1608C-822ML_	8.2	0.16	40	1.15	1.3
DO1608C-103ML_	10	0.16	35	1.10	1.2
DO1608C-153ML_	15	0.23	30	0.90	1.1
DO1608C-223ML_	22	0.37	20	0.70	0.8
DO1608C-333ML_	33	0.51	15	0.58	0.6
DO1608C-473ML_	47	0.64	14	0.50	0.5
DO1608C-683ML_	68	0.86	11	0.40	0.4
DO1608C-104ML_	100	1.27	9	0.31	0.3
DO1608C-154ML_	150	2.00	6	0.27	0.25
DO1608C-224ML_	220	3.11	5.5	0.22	0.20
DO1608C-334ML_	330	3.80	5	0.18	0.16
DO1608C-474ML_	470	5.06	4	0.16	0.15
DO1608C-684ML_	680	9.20	3	0.14	0.12
DO1608C-105ML_	1000	13.8	2	0.10	0.07

1. When ordering, please specify **termination** and **packaging** codes:

**DO1608C-105ML C**

**Termination:** L = RoHS compliant gold over nickel over moly-manganese.  
Special order: T = RoHS tin-silver-copper (95.5/4/0.5) or  
S = non-RoHS tin-lead (63/37).

**Packaging:** C = 7" machine-ready reel. EIA-481 embossed plastic tape (750 parts per full reel).

B = Less than full reel. In tape, but not machine ready.  
To have a leader and trailer added (\$25 charge), use code letter C instead.

D = 13" machine-ready reel. EIA-481 embossed plastic tape (2500 parts per full reel).

2. Tested at 100 kHz, 0.1 Vrms, 0 Adc using an Agilent/HP 4263B LCR meter or equivalent.
  3. DC current at which the inductance drops 10% (typ) from its value without current.
  4. Current that causes a 15°C temperature rise from 25°C ambient.
  5. Electrical specifications at 25°C.
- Refer to Doc 362 "Soldering Surface Mount Components" before soldering.

**SPICE models** ON OUR WEB SITE OR CD

**Coilcraft**<sup>®</sup>

Specifications subject to change without notice.  
Please check our website for latest information.

Document 177-1 Revised 10/08/08

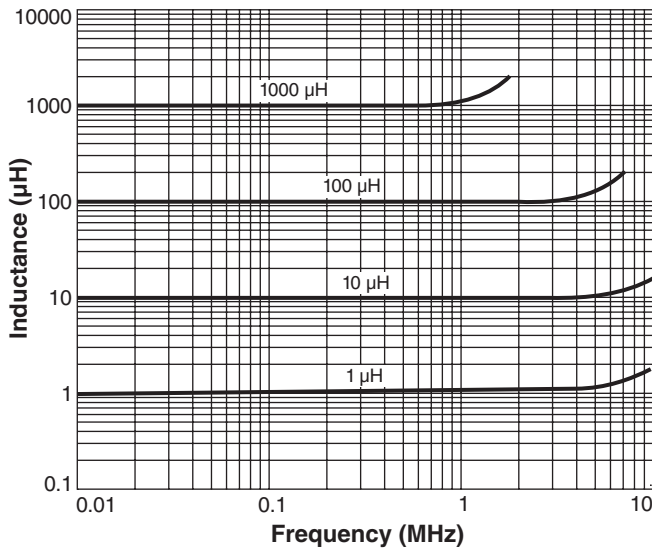
1102 Silver Lake Road Cary, Illinois 60013 Phone 847/639-6400 Fax 847/639-1469

E-mail [info@coilcraft.com](mailto:info@coilcraft.com) Web <http://www.coilcraft.com>

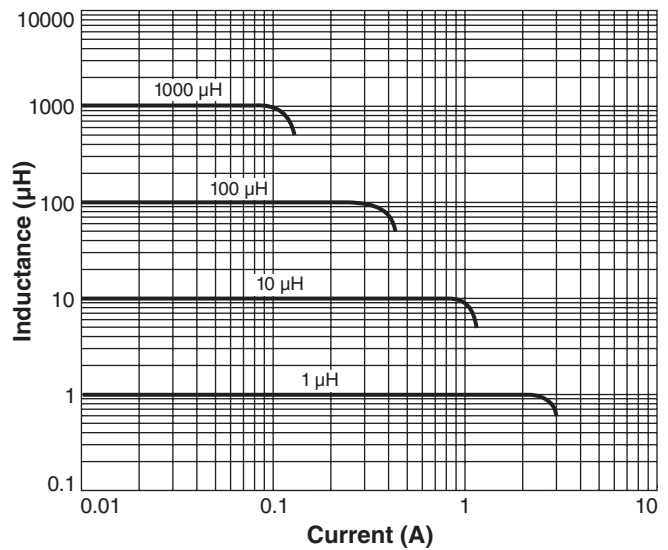


# SMT Power Inductors – DO1608C Series

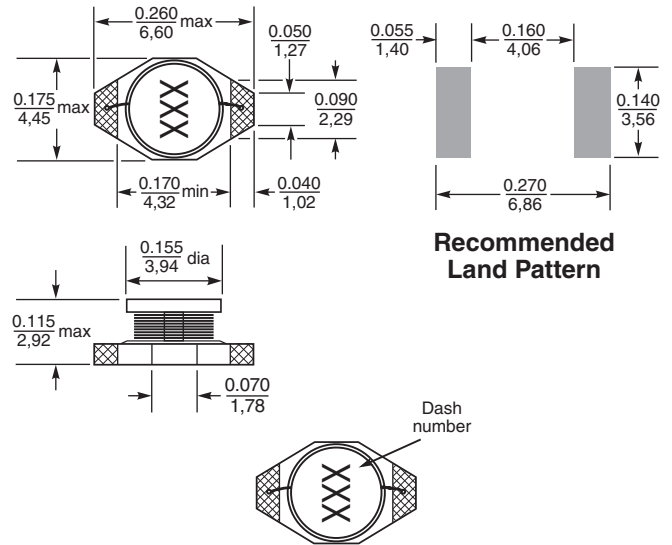
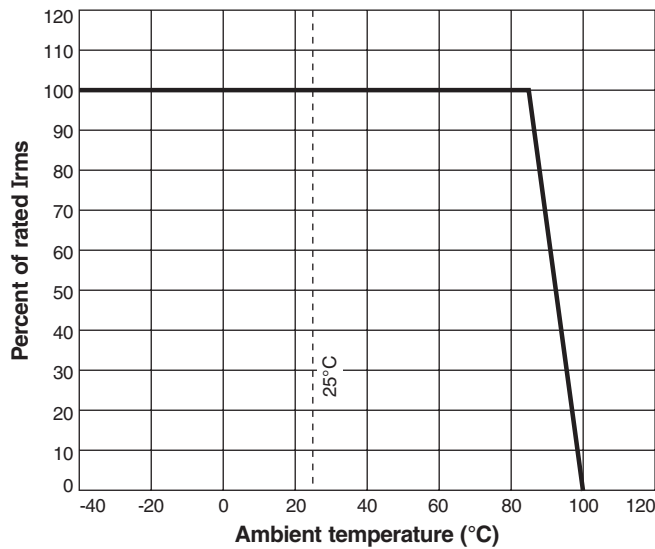
## Typical L vs Frequency



## Typical L vs Current



## Irms Derating



**Recommended Land Pattern**

Part marking since Feb. 2005. Parts manufactured prior to that date may have color dots. Visit [www.coilcraft.com/colrpowr.cfm](http://www.coilcraft.com/colrpowr.cfm) for details.

Dimensions are in  $\frac{\text{inches}}{\text{mm}}$



Specifications subject to change without notice. Please check our website for latest information.

Document 177-2 Revised 10/08/08

1102 Silver Lake Road Cary, Illinois 60013 Phone 847/639-6400 Fax 847/639-1469

E-mail [info@coilcraft.com](mailto:info@coilcraft.com) Web <http://www.coilcraft.com>