

Split Round Cable EMI Suppression Cores

Several cases are available which makes the assembly of the core halves a snap. The polypropylene cases have a flammability rating of UL 94-V0.

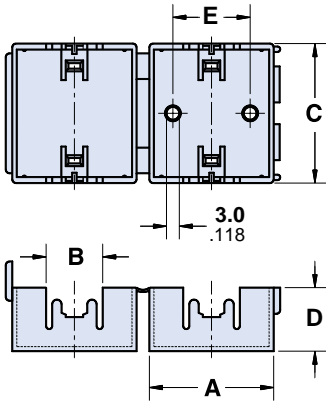


Figure 1

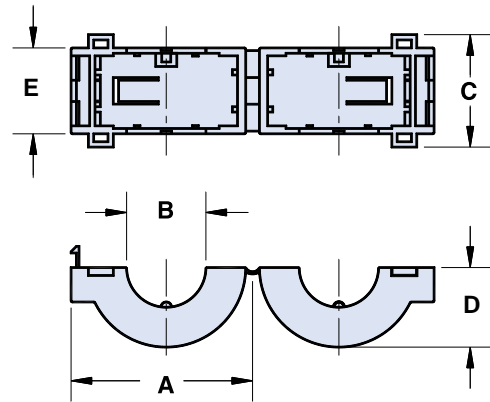


Figure 2

Dimensions (Bold numbers are in millimeters, light numbers are nominal in inches.)

Part Number Case	Fig.	A	B	C	D	E	Part Number* Case & 2 Ferrite Parts
0199164251	1	17.9 .705	7.0 .275	32.3 1.272	9.2 .362	9.0 .354	0443164251
0199625006	2	24.7 .972	7.9 .311	22.8 .898	10.2 .402	17.8 .701	0443625006
0199665806	2	26.3 1.035	9.2 .362	21.4 .843	11.0 .433	16.4 .646	0443665806
0199167251	1	22.1 .870	10.2 .402	32.3 1.272	11.0 .433	9.0 .354	0443167251
0199800506 ⁺	2	29.7 1.169	12.8 .504	20.6 .811	12.7 .500	15.6 .614	0443800506
0199164151	1	29.0 1.142	13.4 .528	32.5 1.280	14.8 .583	18.0 .709	0443164151
0199806406	2	34.3 1.350	15.0 .591	21.2 .835	15.0 .591	16.2 .638	0443806406
0199173551	1	29.2 1.150	19.4 .764	42.0 1.654	14.7 .579	-	0444173551

* See page 102.

⁺ Case is Nylon 6/6 - Flammability rating UL94-V2.

Round Cable Snap-its

Round Cable Snap-its can accommodate round cables with diameters from .160 to .750 inches. These parts are available in several materials and can be used to suppress frequencies up to 500 MHz. These cable cores will provide common-mode filtering for multi-strand cables and differential mode filtering for single conductors.

The polypropylene cases have a flammability rating of UL 94-V0.

- Cores are controlled for impedance limits only. Two cores making a set are tested for impedance with a single turn, using a Hewlett Packard HP 4193A Vector Impedance Meter.
- For one piece round cable EMI suppression cores, see page 94.
- For impedance vs. frequency curves for these parts, see Figures 4-23.
- For any round cable snap-it core requirement not listed in the catalog, please contact our customer service group for availability and pricing.
- The Expanded Cable and Connector EMI Suppressor Kit (part number 0199000005) and the Snap-it Cable Suppressor Kit (part number 0199000017) contain a selection of these suppression cores. See page 92.

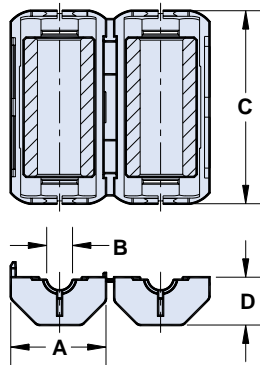


Figure 1

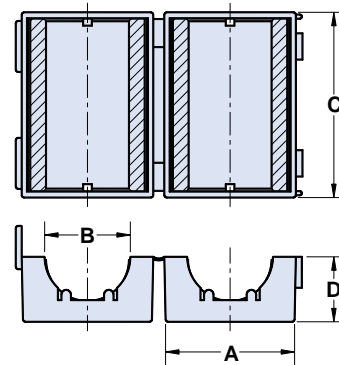


Figure 2

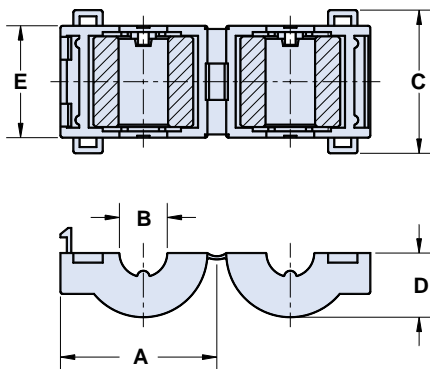


Figure 3

Round Cable Snap-its

Dimensions (Bold numbers are in millimeters, light numbers are nominal in inches.)

Part Number*	Fig.	Cable Diameter	A	B**	C	D	E	Typical Impedance(Ω) ¹			Z, R _s , X _L vs. Frequency Curve
								10 MHz	25 MHz	100 MHz	
0431173951	1	5.3 Max. .210 Max.	12.8 .504	5.1 .200	25.0 .984	5.6 .220	-	60	100	180	Figure 4
0444173951	1	5.3 Max. .210 Max.	12.8 .504	5.1 .200	25.0 .984	5.6 .220	-	-	94	150	Figure 5
0431164951	1	5.3 Max. .210 Max.	17.3 .680	5.1 .200	36.2 1.42	8.4 .331	-	100	169	280	Figure 6
0444164951	1	5.3 Max. .210 Max.	17.3 .680	5.1 .200	36.2 1.42	8.4 .331	-	-	144	245	Figure 7
0443164251	2	6.4 Max. .250 Max.	17.9 .705	7.0 .275	32.3 1.272	9.2 .362	-	-	163	275	Figure 8
0431164281	1	7.0 Max. .275 Max.	20.0 .788	6.6 .260	39.4 1.55	9.78 .385	-	113	188	310	Figure 9
0444164281	1	7.0 Max. .275 Max.	20.0 .788	6.6 .260	39.4 1.55	9.78 .385	-	-	156	260	Figure 10
0443625006	3	7.6 Max. .300 Max.	24.7 .972	7.9 .311	22.8 .898	10.2 .402	17.8 .701	-	50	113	Figure 11
0443665806	3	9.3 Max. .365 Max.	26.3 1.035	9.2 .362	21.4 .843	11.0 .433	16.4 .646	-	41	88	Figure 12
0443167251	2	10.0 Max. .390 Max.	22.1 .870	10.2 .402	32.3 1.272	11.0 .433	-	-	138	225	Figure 13
0431167281	1	10.5 Max. .410 Max.	23.7 .933	10.2 .400	39.4 1.55	11.70 .461	-	81	144	240	Figure 14
0444167281	1	10.5 Max. .410 Max.	23.7 .933	10.2 .400	39.4 1.55	11.70 .461	-	-	125	210	Figure 15
0443800506⁺	3	12.7 Max. .500 Max.	29.7 1.169	12.8 .504	20.6 .811	12.7 .500	15.6 .614	-	35	75	Figure 16
0443164151	2	12.7 Max. .500 Max.	29.0 1.142	13.4 .528	32.5 1.280	14.8 .583	-	-	156	250	Figure 17
0431164181	1	13.3 Max. .525 Max.	31.0 1.220	13.0 .512	39.4 1.55	15.25 .600	-	100	156	260	Figure 18
0444164181	1	13.3 Max. .525 Max.	31.0 1.220	13.0 .512	39.4 1.55	15.25 .600	-	-	138	230	Figure 19
0443806406	3	15.0 Max. .590 Max.	34.3 1.350	15.0 .591	21.2 .835	15.0 .591	16.2 .638	-	43	90	Figure 20
0431173551	2	19.0 Max. .750 Max.	29.2 1.150	18.8 .740	42.0 1.65	14.7 .579	-	69	125	220	Figure 21
0444173551	2	19.0 Max. .750 Max.	29.2 1.150	18.8 .740	42.0 1.65	14.7 .579	-	-	94	195	Figure 22
0444176451	1	19.0 Max. .750 Max.	38.6 1.52	18.35 .722	47.5 1.87	19.15 .754	-	-	175	365	Figure 23
0444177081	1	25.9 Max. 1.020 Max.	56.4 2.22	25.4 1.00	42.95 1.69	27.45 1.08	-	-	194	338	Figure 24

* Bold part numbers designate preferred parts.

** "B" dimension is the core dimension.

⁺ Case is Nylon 6/6 - Flammability rating UL94-V2.

¹ Guaranteed Z Min is Z Typ -20%

NOTE: See page 185 for additional new High Frequency Split Round Suppressor Cores in 61 material. These cores will operate from 10 MHz into the GHz's frequency range.

Round Cable Snap-its

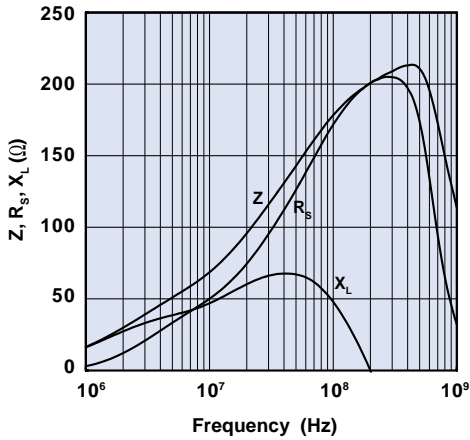


Figure 4 Impedance, Reactance, and Resistance vs. Frequency for round cable snap-it 0431173951.

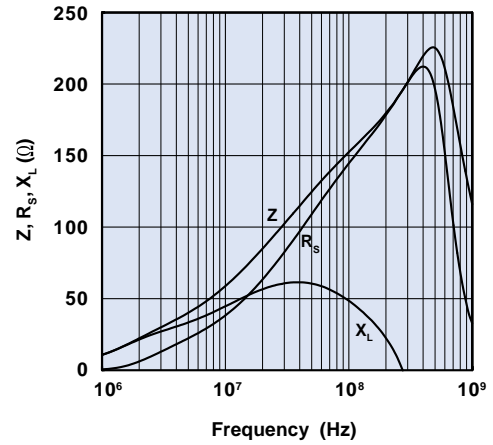


Figure 5 Impedance, Reactance, and Resistance vs. Frequency for round cable snap-it 0444173951.

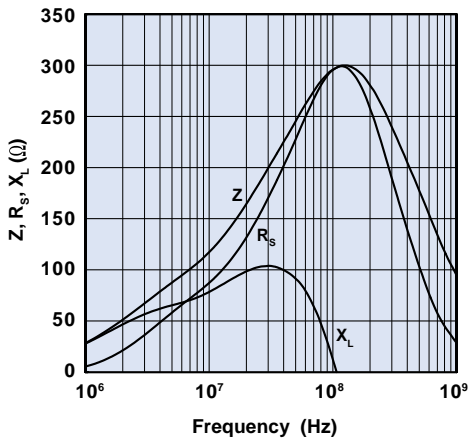


Figure 6 Impedance, Reactance, and Resistance vs. Frequency for round cable snap-it 0431164951.

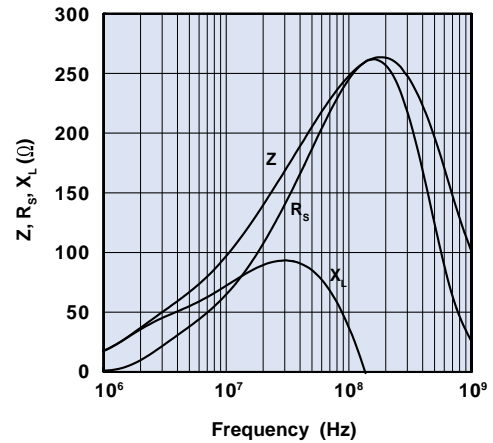


Figure 7 Impedance, Reactance, and Resistance vs. Frequency for round cable snap-it 0444164951.

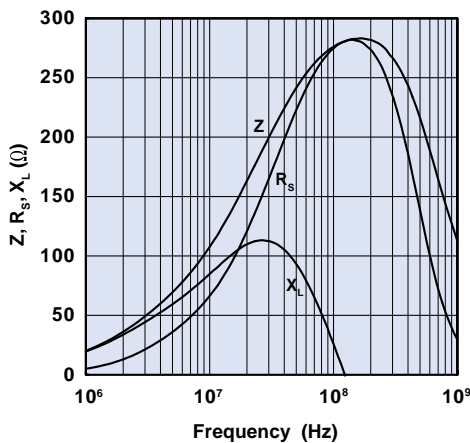


Figure 8 Impedance, Reactance, and Resistance vs. Frequency for round cable snap-it 0443164251.

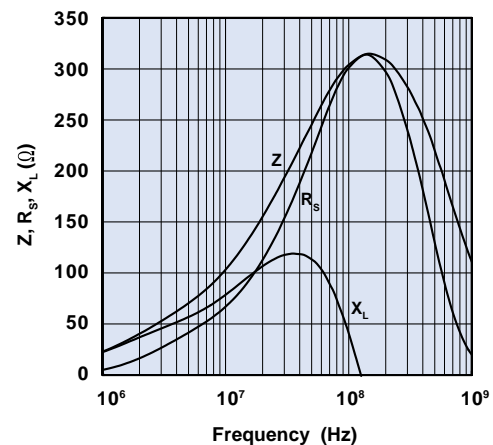


Figure 9 Impedance, Reactance, and Resistance vs. Frequency for round cable snap-it 0431164281.

Round Cable Snap-its

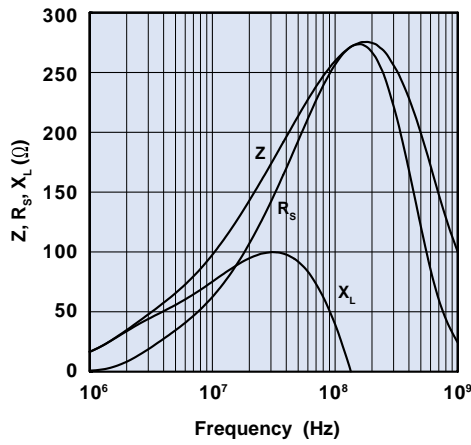


Figure 10 Impedance, Reactance, and Resistance vs. Frequency for round cable snap-it 0444164281.

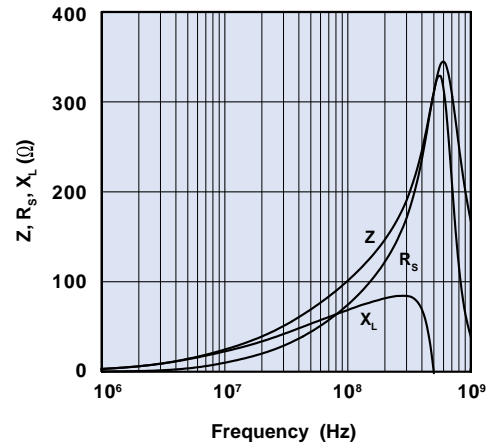


Figure 11 Impedance, Reactance, and Resistance vs. Frequency for round cable snap-it 0443625006.

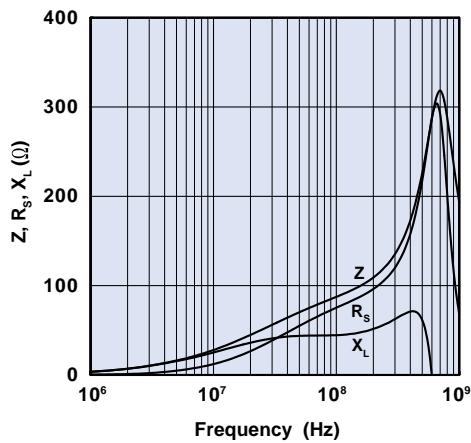


Figure 12 Impedance, Reactance, and Resistance vs. Frequency for round cable snap-it 0443665806.

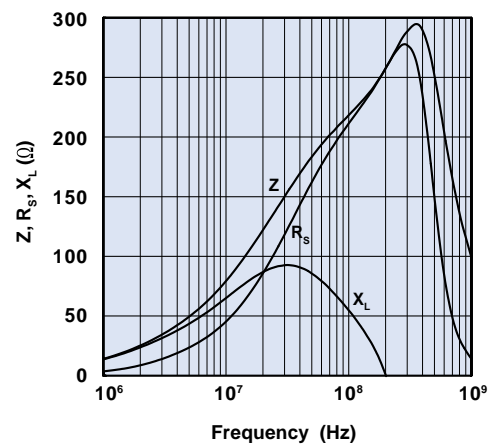


Figure 13 Impedance, Reactance, and Resistance vs. Frequency for round cable snap-it 0443167251.

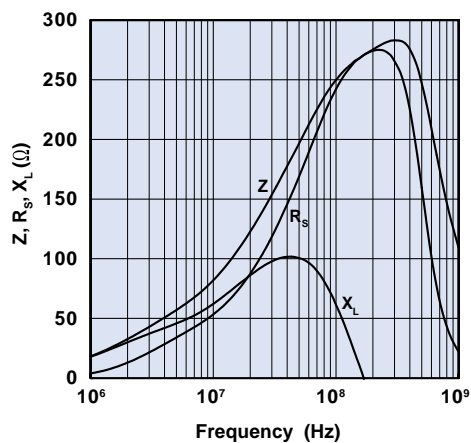


Figure 14 Impedance, Reactance, and Resistance vs. Frequency for round cable snap-it 0431167281.

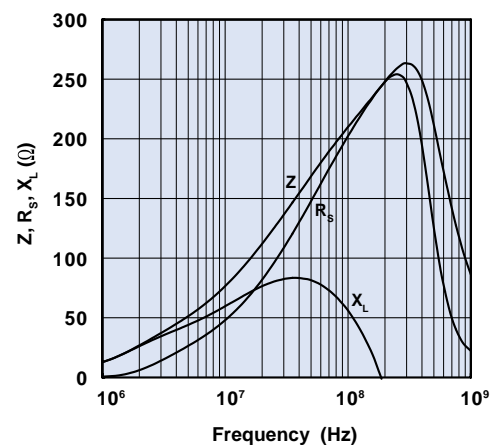


Figure 15 Impedance, Reactance, and Resistance vs. Frequency for round cable snap-it 0444167281.

Round Cable Snap-its

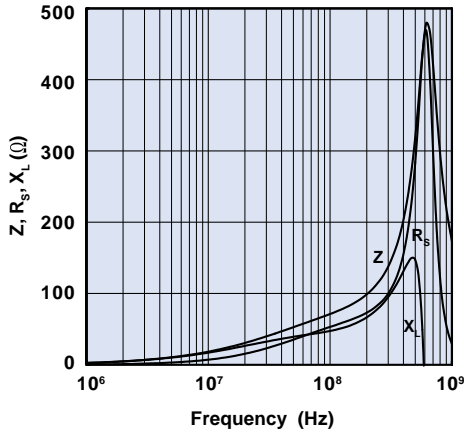


Figure 16 Impedance, Reactance, and Resistance vs. Frequency for round cable snap-it 0443800506.

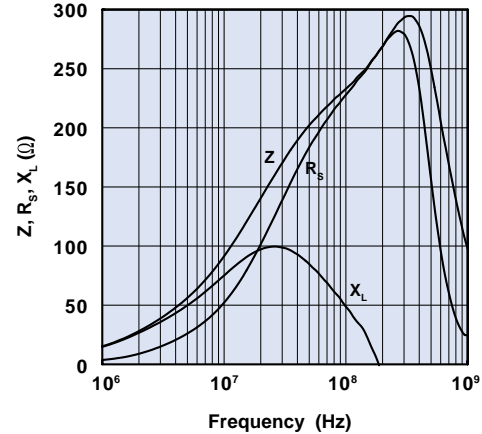


Figure 17 Impedance, Reactance, and Resistance vs. Frequency for round cable snap-it 0443164151.

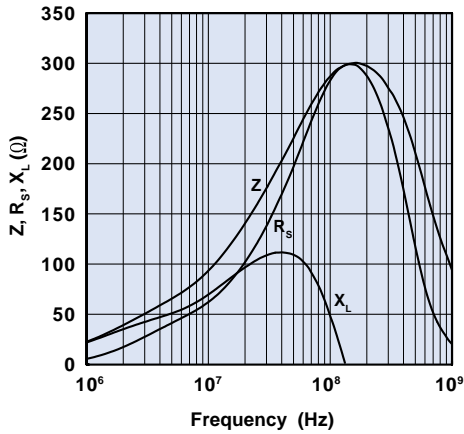


Figure 18 Impedance, Reactance, and Resistance vs. Frequency for round cable snap-it 0431164181.

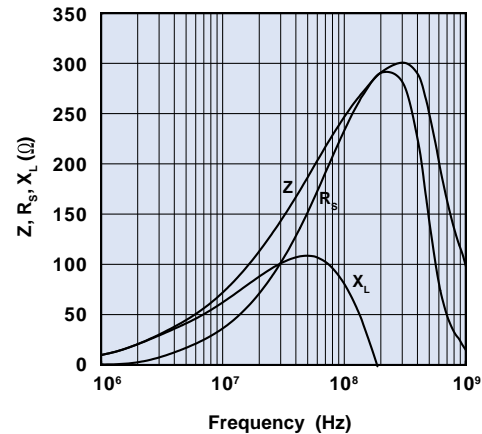


Figure 19 Impedance, Reactance, and Resistance vs. Frequency for round cable snap-it 0444164181.

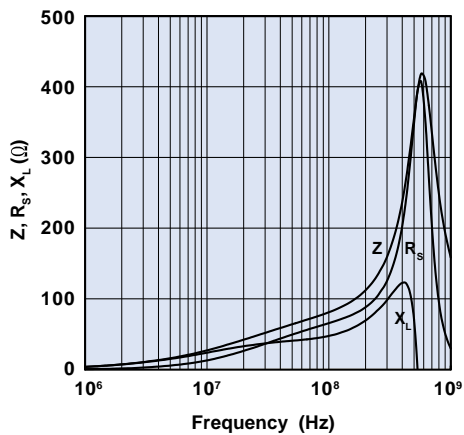


Figure 20 Impedance, Reactance, and Resistance vs. Frequency for round cable snap-it 0443806406.

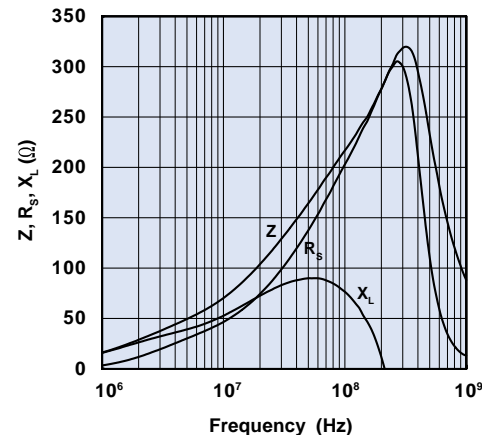


Figure 21 Impedance, Reactance, and Resistance vs. Frequency for round cable snap-it 0431173551.

Scroll down and click on part number or use CTR F to find part.

<u>Part Number</u>	<u>Page</u>	<u>Part Number</u>	<u>Page</u>	<u>Part Number</u>	<u>Page</u>	<u>Part Number</u>	<u>Page</u>
0199000005	92	0443806406	103	2512061017Y0	51	2631540002	94
0199000017	92	0444164181	103	2512061027Y0	51	2631540202	94
0199000018	92	0444164281	103	2512061217Y0	51	2631625002	95
0199000019	92	0444164951	103	2512061527Y0	51	2631625102	95
0199000020	92	0444167281	103	2512061907Y1	52	2631626302	95
0199000024	92	0444173551	103	2512063007Y0	51	2631626402	95
0199000025	92	0444173951	103	2512063007Y3	52	2631665702	95
0199000027	92	0444176451	103	2512063017Y0	51	2643000101	25
0199000028	92	0444177081	103	2512065007Y0	51	2643000201	25
0199001401	115	0461164281	185	2512065007Y3	52	2643000301	25
0199010301	115	0461167281	185	2512065007Y6	52	2643000501	25
0199016051	115	0461164181	185	2512066007Y0	51	2643000701	26
0199016551	115	2506031017Y0	51	2512066017Y0	51	2643000801	27
0199163951	115	2506031027Y0	51	2512066017Y1	52	2643001301	27
0199164051	115	2506031217Y0	51	2512067007Y0	51	2643001501	26
0199164151	101	2506031217Z0	51	2512067007Y3	52	2643001601	26
0199164251	101	2506031517Y0	51	2512068007Y0	51	2643002201	25
0199166651	115	2506033007Y0	51	2518068007Y1	52	2643002402	27
0199167251	101	2506033007Y1	52	2518068007Y6	52	2643003201	27
0199173551	101	2506033017Y0	51	2512069007Y0	51	2643004101	24
0199625006	101	2506033017Z0	51	2518061017Y0	51	2643004201	24
0199665806	101	2506036007Y0	51	2518061517Y0	51	2643004601	24
0199800506	101	2506036007Z0	51	2518063017Y0	51	2643004701	24
0199806406	101	2506036017Y0	51	2518065007Y6	52	2643004801	25
0431163951	116	2506038007Y0	51	2518066007Y0	51	2643005701	27
0431164051	116	2506039007Y0	51	2518066007Y3	52	2643006302	27
0431164181	103	2508051017Y0	51	2518067007Y0	51	2643012702	27
0431164281	103	2508051027Y0	51	2518068007Y0	51	2643013801	26
0431164951	103	2508051107Y0	51	2518068007Y1	52	2643020501	25
0431167281	103	2508051217Y0	51	2518068007Y6	52	2643021801	26
0431173551	103	2508051217Z0	51	2518121217Y3	52	2643022401	26
0431173951	103	2508051527Y0	51	2518121217Y6	52	2643023002	27
0443163951	116	2508051817Y0	51	2518127007Y3	52	2643023201	26
0443164051	116	2508053007Y3	52	2631101902	96	2643023402	27
0443164151	103	2508053017Y0	51	2631102002	96	2643023801	26
0443164251	103	2508053017Z0	51	2631163851	109	2643025601	26
0443166651	116	2508055007Y0	51	2631163951	109	2643101902	96
0443167251	103	2508056007Y0	51	2631164051	109	2643102002	96
0443625006	103	2508056007Z0	51	2631250202	27	2643102402	96
0443665806	103	2508056017Y0	51	2631480002	94	2643163851	109
0443800506	103	2508059007Y0	51	2631480102	94	2643163951	109