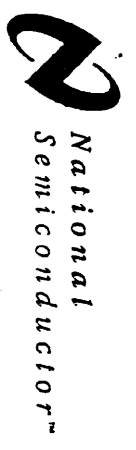


-519.509.-

Pro Electron Series



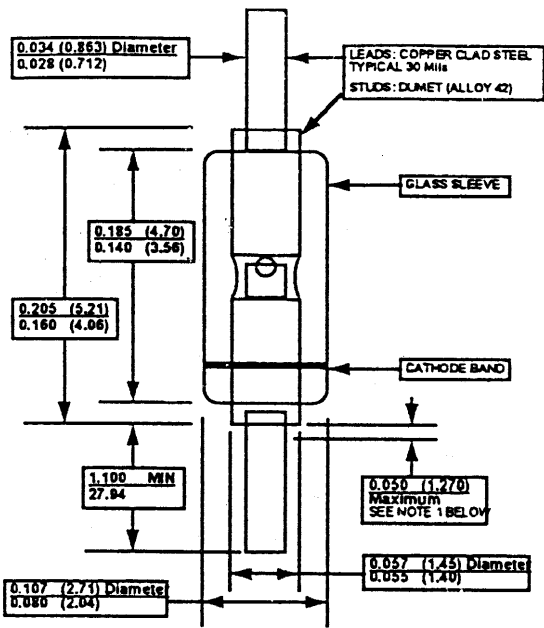
JFET Pro Electron Series

Discrete POWER & Signal Technologies

Device No.	Case Style	V_{BSS} (V) @ I_g Min (μA)	I_{BSS} (nA) @ V_{Dg} Max (V)	V_p (V) @ V_{GS} Min Max (V)	I_D (nA)	V_{GS} (V) @ V_{GS} Min Max (V)	I_D (μA)	I_{BSS} (mA) @ V_{DS} Min Max (V)	$R_o Y_{fs} $ (mmho) @ Fq. Min Max (MHz)	C_{iss} (pF) @ V_{DS} Max (V)	C_{iss} (pF) @ V_{DS} Max (V)	V_{GS} (V)	NF (dB) @ $R_G = 1k$ Freq. Typ (MHz)	Pro. No.	Pkg. No.
BF244A	TO-92	30	5	0.5	10	0.4	200	2	3	4	1.1	-1	1.5	50	94
BF244B	TO-92	30	5	0.5	10	1.6	200	6	3	4	1.1	-1	1.5	50	94
BF244C	TO-92	30	5	0.5	10	3.2	200	12	3	4	1.1	-1	1.5	50	94
BF245A	TO-92	30	5	0.5	10	0.4	200	2	3	4	1.1	-1		50	97
BF245B	TO-92	30	5	0.5	10	1.6	200	6	3	4	1.1	-1		50	97
BF245C	TO-92	30	5	0.5	10	3.2	200	12	3	4	1.1	-1		50	97
BF256A	TO-92	30	5		10	0.5	200	3	4.5		0.7	-1	7.5	50	97
BF256B	TO-92	30	5		10	0.5	200	6	4.5		0.7	-1	7.5	50	97
BF256C	TO-92	30	5		10	0.5	200	11	4.5		0.7	-1	7.5	50	97
BSR56	TO-236	40	1	4	1		50	50			5	0		51	49
BSR57	TO-236	40	1	2	1		20	100			5	0		51	49
BSR58	TO-236	40	1	0.8	1		8	80			5	0		51	49

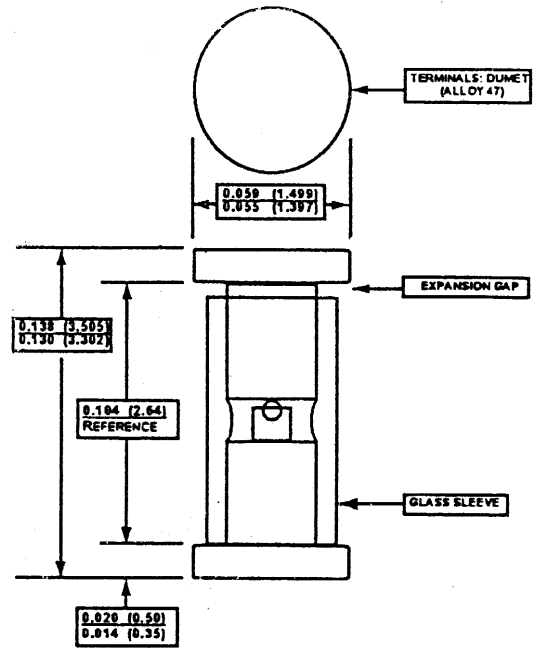
519509
BF 256A

DO-41 (D4)

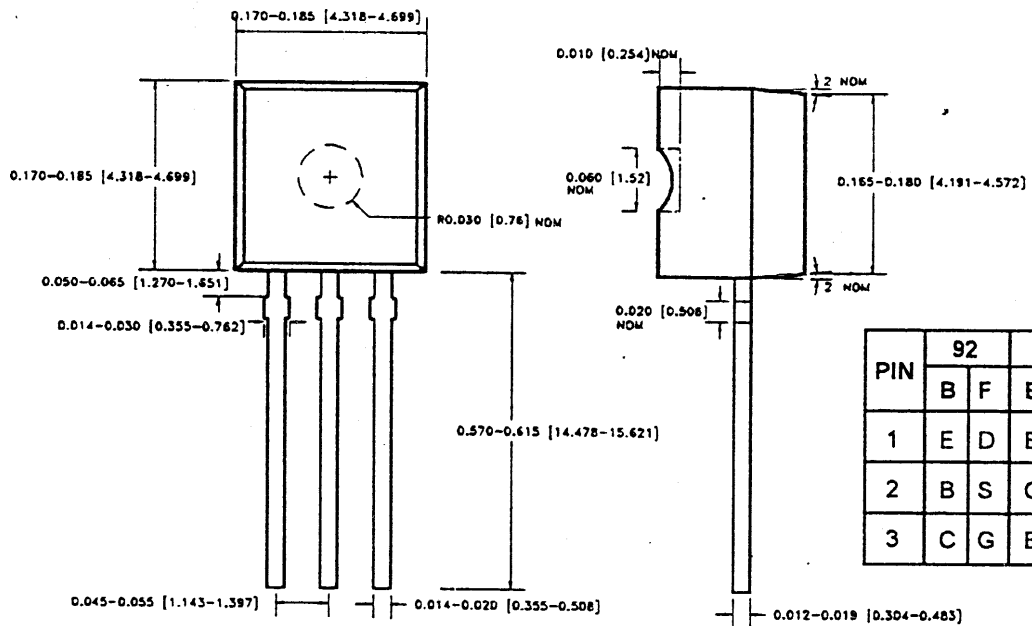


NOTE 1: Lead diameter is not controlled in this zone, allowing for flash, lead finish build-up and minor irregularities other than slugs.

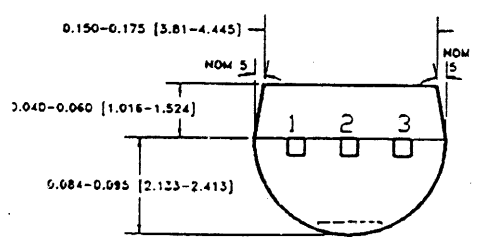
LL-34 (D3)



TO-92 (92, 94, 96, 97*, 98*)



PIN	92		94		96	
	B	F	B	F	B	F
1	E	D	E	D	B	S
2	B	S	C	G	E	D
3	C	G	B	S	C	G



PIN	97*		98*	
	B	F	B	F
1	C	G	C	G
2	B	S	E	S
3	E	D	B	D

*Leadformed to TO-18 configuration prior to bulk shipment. For in-line leads, order option L34Z.
Drain-Source interchangeable on most JFET devices.