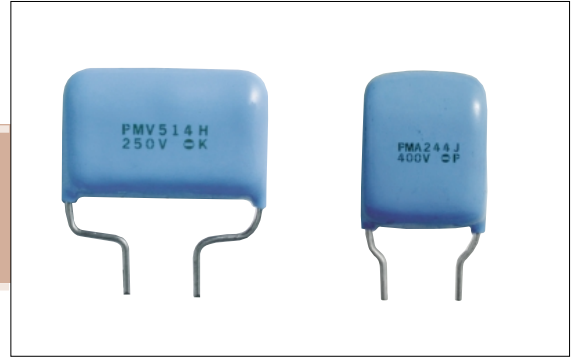


■ METALLIZED POLYPROPYLENE FILM CAPACITOR

Type **PMS·PMV·PMA**



Application

- Ideal for TV, High-definition TV, CAD/CAM and graphic etc.display, for S-shaping correction.
- Power supply
- Lighting

Specific features

- High power design has been materialized by introducing our own know-how in the contact area between the lead wires and the elements.
- It is excellent in coping with high current and in heat radiation.
- For high current, it is made to cope with a current of up to 25 Ampere.
- It can handle a frequency of 100kHz and over.

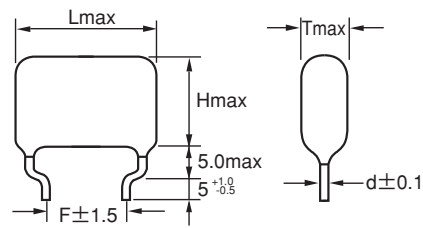
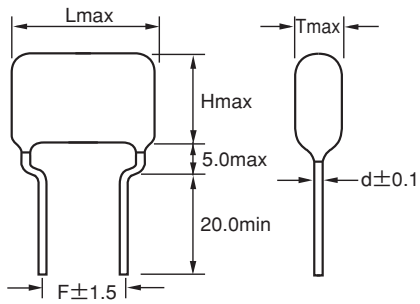
Specifications

No.	Item	Performance	Remark
1	Operating Temperature Range	-40°C ~ +85°C (+105°C)	
2	Rated Voltage	250VDC, 315VDC, 400VDC, 630VDC, 125VAC, 250VAC	
3	Voltage Proof	Between Terminals	No defect W.V.×150% 60 sec.impressing
		Between Terminals and Case	No defect W.V.×200% 1~5 sec.impressing
4	Insulation Resistance	Less than 1 μF. More than 5×10 ⁴ MΩ Over 1 μF. More than 5×10 ⁴ MΩ	100VDC
5	Capacitance	0.01 μF ~ 4.7 μF ±5%, ±10%	1kHz±20%
6	Dissipation Factor	Under 1 μF under 0.001 Over 1 μF under 0.0015	1kHz±20%

■ For handling, please refer to Guideline of special attention for the usage of plastic film capacitors.

Dimensions

(mm)



Taping types are also available.

CAP.	PMS															PMV										PMA						
	250VDC/125VAC					400VDC/250VAC					630VDC					250VDC					400VDC					400VDC						
	L _{max}	T _{max}	H _{max}	F _{±1.5}	d _{±0.1}	L _{max}	T _{max}	H _{max}	F _{±1.5}	d _{±0.1}	L _{max}	T _{max}	H _{max}	F _{±1.5}	d _{±0.1}	L _{max}	T _{max}	H _{max}	F _{±1.5}	d _{±0.1}	L _{max}	T _{max}	H _{max}	F _{±1.5}	d _{±0.1}	L _{max}	T _{max}	H _{max}	F _{±1.5}	d _{±0.1}		
103	15.5	7.0	11.0	7.5	0.8	15.5	7.0	11.0	7.5	0.8	15.5	7.0	11.0	5.0	0.8	15.5	7.0	11.0	7.5	0.8	15.5	7.0	11.0	7.5	0.8							
123	∅	7.5	11.5	∅	∅	∅	7.5	11.5	∅	∅	∅	7.5	11.5	∅	∅	∅	7.5	11.5	∅	∅	∅	7.5	11.5	∅	∅							
153	∅	8.5	13.0	∅	∅	∅	8.5	13.0	∅	∅	∅	8.5	13.0	∅	∅	∅	8.5	13.0	∅	∅	∅	8.5	13.0	∅	∅							
183	∅	7.5	11.5	∅	∅	∅	7.5	11.5	∅	∅	∅	7.5	11.5	∅	∅	∅	7.5	11.5	∅	∅	∅	7.5	11.5	∅	∅							
223	∅	6.0	12.0	∅	∅	∅	6.0	12.0	∅	∅	16.0	7.0	12.5	∅	∅	∅	6.0	12.0	∅	∅	∅	6.0	12.0	∅	∅							
273	∅	6.5	12.5	∅	∅	∅	6.5	12.5	∅	∅	∅	∅	∅	∅	∅	∅	6.5	12.5	∅	∅	∅	6.5	12.5	∅	∅							
333	∅	7.0	13.0	∅	∅	∅	7.0	13.0	∅	∅	∅	7.5	13.0	∅	∅	∅	7.0	13.0	∅	∅	∅	7.0	13.0	∅	∅							
393	∅	7.5	∅	∅	∅	∅	6.0	∅	∅	∅	20.5	7.0	12.5	∅	∅	∅	7.5	∅	∅	∅	∅	7.5	∅	∅	∅							
473	∅	∅	13.5	∅	∅	∅	6.5	13.5	∅	∅	∅	∅	12.5	10.0	∅	∅	∅	15.5	∅	∅	∅	∅	16.0	∅	∅							
563	∅	∅	∅	∅	∅	∅	∅	14.0	∅	∅	∅	7.5	13.0	∅	∅	∅	∅	∅	∅	∅	∅	8.0	16.5	∅	∅							
683	∅	6.5	12.0	∅	∅	17.5	∅	13.5	∅	∅	∅	8.0	13.5	∅	∅	∅	∅	∅	∅	∅	∅	8.5	17.5	∅	∅	17.5	8.5	17.5	7.5	0.8		
823	∅	7.0	12.5	∅	∅	∅	7.0	14.0	∅	∅	∅	8.5	14.0	∅	∅	∅	∅	∅	∅	∅	∅	9.0	18.0	∅	∅	∅	9.0	18.0	∅	∅		
104	17.5	6.5	12.0	∅	∅	∅	7.5	14.5	∅	∅	∅	∅	16.0	∅	∅	17.5	∅	15.5	∅	∅	∅	10.0	18.5	10.0	∅	∅	9.5	18.5	∅	∅		
124	∅	7.0	12.5	∅	∅	∅	8.0	15.0	∅	∅	∅	9.5	16.5	∅	∅	∅	8.0	16.0	∅	∅	∅	10.5	19.5	∅	∅	∅	10.0	19.5	∅	∅		
154	∅	∅	14.0	∅	∅	∅	8.5	16.0	∅	∅	∅	10.5	17.5	∅	∅	∅	∅	16.5	∅	∅	∅	12.0	20.5	∅	∅	∅	11.0	20.5	∅	∅		
184	∅	7.5	14.5	∅	∅	∅	9.5	16.5	∅	∅	∅	11.0	18.5	∅	∅	∅	9.0	17.0	∅	∅	∅	13.0	21.5	∅	∅	∅	12.5	22.5	10.0	1.0		
224	∅	∅	15.5	∅	∅	20.5	9.0	16.0	∅	∅	∅	11.5	21.0	∅	∅	17.5	8.5	∅	∅	∅	∅	17.5	11.5	21.5	∅	∅	∅	14.0	23.5	∅	∅	
274	∅	8.0	16.0	∅	∅	∅	9.5	18.0	∅	∅	∅	13.0	22.5	∅	∅	∅	9.0	17.5	∅	∅	∅	13.0	22.5	∅	∅	∅	15.0	24.5	∅	∅		
334	∅	8.5	16.5	∅	∅	∅	10.5	19.0	∅	∅	29.0	11.5	18.5	20.0	∅	∅	9.5	18.0	∅	∅	∅	14.0	24.0	∅	∅	20.5	14.0	23.0	∅	∅		
394	∅	9.0	17.5	∅	∅	∅	11.5	19.5	∅	∅	∅	12.5	19.5	∅	∅	∅	10.0	19.0	∅	∅	∅	15.0	25.0	∅	∅	∅	15.0	24.0	∅	∅		
474	22.5	8.0	16.5	∅	∅	22.5	∅	20.0	∅	∅	∅	13.5	20.5	∅	∅	22.5	9.0	17.5	∅	∅	∅	20.5	14.0	24.0	12.5	∅	∅	16.5	25.0	∅	∅	
564	∅	8.5	17.0	∅	∅	∅	13.0	21.0	∅	∅	∅	14.0	22.5	∅	∅	∅	9.5	18.5	∅	∅	∅	15.0	25.0	∅	∅	∅	18.0	27.0	∅	∅		
684	∅	9.0	17.5	∅	∅	25.5	∅	∅	∅	∅	∅	15.0	23.5	∅	∅	∅	11.0	19.0	∅	∅	∅	16.5	26.5	∅	∅	∅	16.5	∅	∅	∅		
824	∅	10.0	18.0	∅	∅	∅	14.0	22.5	∅	∅	36.0	14.5	23.0	25.0	∅	∅	10.0	20.0	∅	∅	∅	18.0	28.0	∅	∅	29.0	16.5	25.5	20.0	∅		
105	∅	10.5	19.0	∅	∅	∅	15.5	23.5	∅	∅	∅	15.5	24.0	∅	∅	∅	12.5	21.0	∅	∅	∅	26.0	16.5	26.0	17.5	∅	∅	18.0	27.0	∅	∅	
125	∅	11.5	20.0	∅	∅	∅	16.5	25.0	∅	∅	∅	17.0	25.5	∅	∅	∅	13.5	∅	∅	∅	∅	17.5	27.5	∅	∅							
155	∅	12.5	21.0	∅	∅	∅	18.5	26.5	∅	∅	41.0	17.5	26.0	30.0	∅	∅	13.5	∅	∅	∅	∅	19.5	29.5	∅	∅							
185	∅	14.0	22.0	∅	∅	31.0	17.5	26.0	22.5	∅	∅	19.0	27.5	∅	∅	26.0	14.0	23.0	17.5	∅												
225	∅	15.0	23.5	∅	∅	∅	19.5	27.5	∅	∅	50.0	19.5	25.0	37.5	∅	∅	16.0	24.5	∅	∅												
275	25.5	15.5	24.0	∅	∅	∅	21.5	29.5	∅	∅																						
335	∅	16.5	24.5	∅	∅																											
395	31.0	17.5	25.5	22.5	∅																											
475	31.0	19.0	27.0	22.5	0.8																											

Specifications

7U

Type Code	
7U	PMS
7B	PMV
7E	PMA

2E

Rated Voltage	
Code	VDC
2E	250
2F	315
2G	400
2J	630
5B	125VAC
5E	250VAC

105

Capacitance	
First two figures mean capacitance (pF) and third expressing number of zeros Example:105=1.0 μF	

J

Tolerance	
Code	Tolerance
J	± 5%
K	± 10%