





(1,27mm) .050"

TFM, TFML SERIES


TFM-115-02-L-S



TFM-110-02-L-D-LC



TFML-125-02-L-D-WT



TFM-120-12-L-D-A

SMT HIGH RELIABLE HEADER

SPECIFICATIONS

For complete specifications and recommended PCB layouts see www.samtec.com?TFM or www.samtec.com?TFML

Insulator Material: Black Liquid Crystal Polymer
Terminal Material: Phosphor Bronze
Plating: Au or Sn over 50µ" (1,27µm) Ni
Voltage Rating: 350 VAC mated with SFM
Operating Temp Range: -55°C to +125°C
RoHS Compliant: Yes



TFM
Mates with: SFM, SFMC, SFSD

TFML
Mates with: SFML

MATED HEIGHT

LEAD STYLE	SFM	MATED HEIGHT*
-02		(6,35) .250
-12	-02	(8,13) .320
-22		(9,91) .390
-32		(11,81) .465

*Processing conditions will affect mated height.

1,27mm SFM/TFM	Rated @ -3dB Insertion Loss
6,35mm Stack Height	
Single-Ended Signaling	6.0 GHz / 12 Gbps
Differential Pair Signaling	7.0 GHz / 14 Gbps

Performance data for other stack heights and complete test data available at www.samtec.com?TFM or contact sig@samtec.com

COST-SAVING APPLICATIONS

See TFC Series for lower cost plating options

Shrouded body for blind mating

(1,27mm x 1,27mm) .050" x .050" micro pitch

Locking feature increases unmating force (TFML)

Choice of four body heights



Surface Mount



ELP
 EXTENDED LIFE PRODUCT

10 Year Mixed Flowing Gas (MFG)
 1,000 cycles when mated with SFM

CURRENT RATING	
AMBIENT TEMP	TFM/SFM
20°C	5A
40°C	4.5A
60°C	3.9A
95°C	2.6A

6 POSITIONS (2x3) POWERED

Processing:

Max Processing Temp: 230°C for 60 seconds, or 260°C for 20 seconds 3x
Lead-Free Solderable: Yes
SMT Lead Coplanarity: (0,10mm) .004" max (05-25) (0,15mm) .006" max (30-50)

APPLICATION SPECIFIC OPTION

TFML solder nail option available. Call Samtec.

TYPE STRIP	NO. PINS PER ROW	LEAD STYLE	PLATING OPTION	ROW OPTION	OPTION
TFM = Standard	05, 07, 10, 15, 20, 25, 30, 35, 40, 45, 50 (Call Samtec for other sizes)	Specify LEAD STYLE from chart	-L = 10µ" (0,25µm) Gold on post, Matte Tin on tail -S = 30µ" (0,76µm) Gold on post, Matte Tin on tail	-S = Single Row (TFM only) -D = Double Row	-A = Alignment Pin (N/A with -LC) -LC = Locking Clip (N/A with -A) -K = (5,50mm) .216" DIA Polyimide Film Pick & Place Pad -P = Plastic Pick & Place Pad -TR = Tape & Reel -WT = Weld Tabs -02 lead style & 05 thru 30 positions only (N/A with -A, -LC, 07 positions or TFML Series) Mates to SFSS/SFSD -SR & -DR option

LEAD STYLE A

-02	(5,72) .225
-12*	(7,49) .295
-22*	(9,27) .365
-32*	(11,18) .440

*N/A WITH 07 OR -S

SINGLE ROW
 (1,27) .050 x No. of Positions + (3,18) .125
 With -WT = (1,27) .050 x No. of Positions + (6,68) .263
 (2,79) .110
 (4,45) .175
 (1,27) .050
 (5,72) .225

DOUBLE ROW
 (0,46) .018 DIA
 (10,01) .394
 (5,72) .225
 (1,27) .050
 (1,27) .050
 (1,27) .050 DIA
 (1,14) .045
 (1,27) .050 DIA
 (0,64) .025
 (2,35) .093

Note: Other Gold plating options available. Contact Samtec.

Note: Some sizes, styles and options are non-standard, non-returnable.

Due to technical progress, all designs, specifications and components are subject to change without notice.

WWW.SAMTEC.COM