

**SPECIFICATIONS**

Electrical Ratings	100mA @ 48VDC See Contact Options
Electrical Life	100,000 cycles typical
Contact Resistance	< 50 mΩ initial
Actuation Force	200 +/- 50gF
Actuator Travel	2.5 +/- .3mm
Dielectric Strength	1000Vrms min
Insulation Resistance	> 100MΩ min
Operating Temperature	-40°C to 85°C
Storage Temperature	-40°C to 85°C



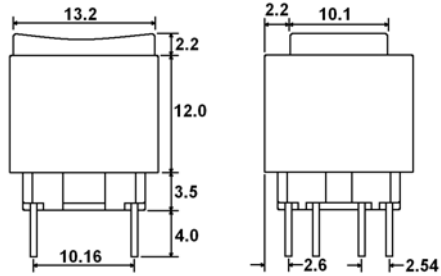
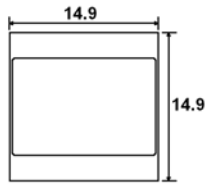
**MATERIALS ←RoHS COMPLIANT**

Actuator	Acetal
Housing	6/6 Nylon
Cover / Cap	6/6 Nylon
Contacts	Silver or Gold plated copper alloy
Terminals	Silver or Gold plated copper alloy

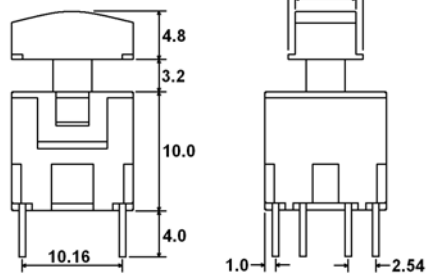
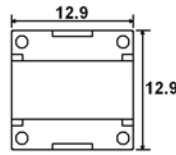
**ORDERING INFORMATION**

<b>1. Series:</b>	<b>820</b>	<b>L</b>	<b>R</b>	<b>B</b>	<b>2</b>	<b>E2</b>	<b>2</b>	<b>R</b>	<b>G</b>
820									
<b>2. Latching Option:</b>	N = Momentary L = Latching								
<b>3. Contact Options:</b>	Q = Silver R = Gold								
<b>4. Cap Style:</b>	A = Large Cap B = Small Cap								
<b>5. Cap Color:</b>	1 = White      5 = Green 2 = Black      6 = Orange 3 = Red        7 = Blue 4 = Yellow     9 = Light Gray								
<b>6. Cover Style:</b>	<b>**ONLY AVAILABLE WITH "B SMALL CAP"</b> SS = Standard Cover ES = Extended Cover E1 = Extended Cover with 1 LED E2 = Extended Cover with 2 LEDs								
<b>7. Cover Color:</b>	1 = White      5 = Green 2 = Black      6 = Orange 3 = Red        7 = Blue 4 = Yellow     9 = Light Gray								
<b>8. LED 1 - Color:</b>	Blank = No LED R = Red Y = Yellow G = Green								
<b>9. LED 2 - Color:</b>	Blank = No LED R = Red Y = Yellow G = Green								

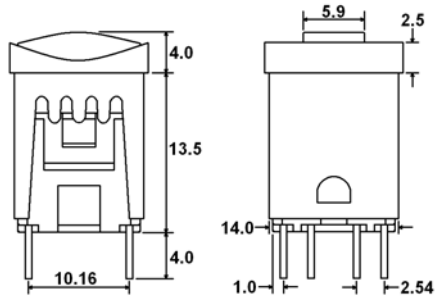
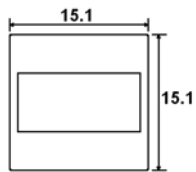
**DIMENSIONS**



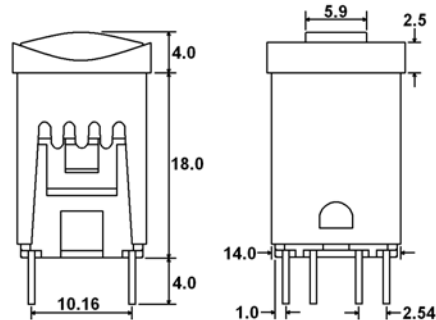
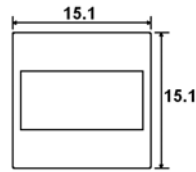
**A - CAP**



**B - CAP**

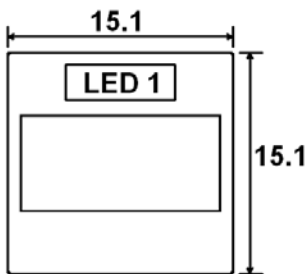


**B - CAP with SS - COVER**

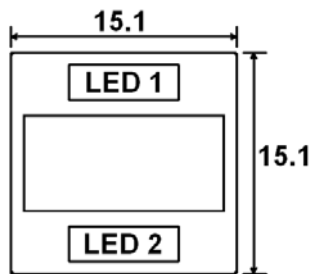


**B - CAP with ES - COVER**

**LED POSITIONS**

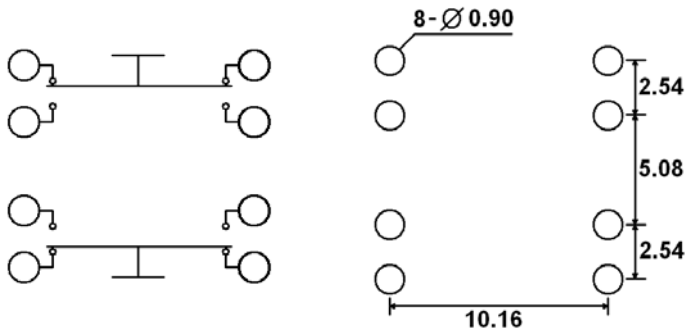


**ONE LED**

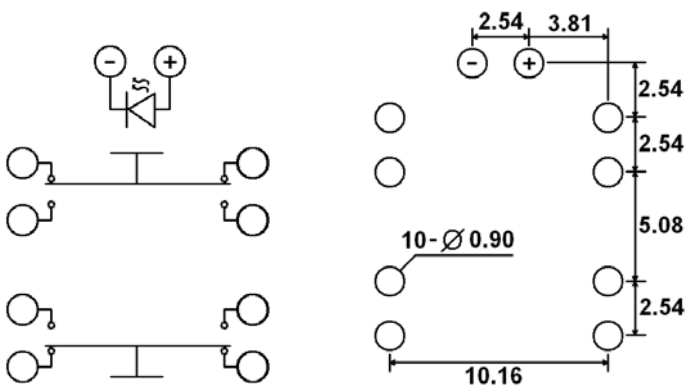


**TWO LEDs**

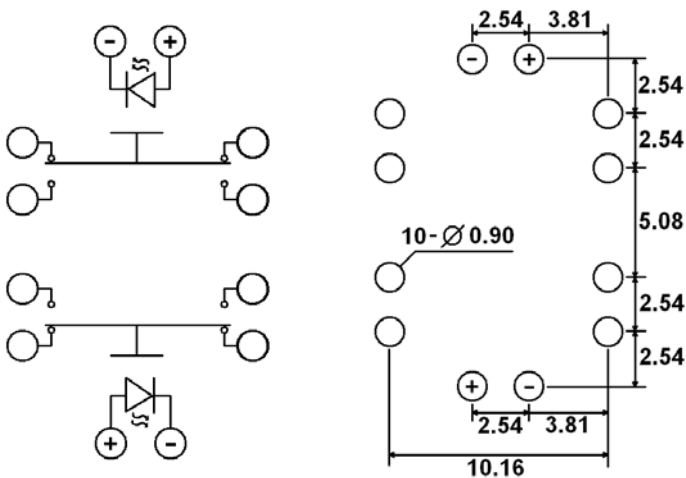
**SCHEMATICS & PC LAYOUTS**



**NO LED**



**ONE LED**



**TWO LEDs**