

.100" Pitch Low Profile DIP

Specifications

Electrical Ratings	switch : 25mA @ 24VDC carry : 100mA @ 24VDC	Dielectric Strength	500Vrms min
Electrical Life	2,000 cycles typical	Insulation Resistance	>100MΩ min
Contact Resistance	<25mΩ initial	Operating Temperature	-40°C to 85°C
Actuation Force	600gF maximum	Storage Temperature	-40°C to 85°C
Actuator Travel	0.90mm		

Materials

Cap	Nylon, UL94V-0, white
Cover	Nylon, UL94V-0, black
Housing	Nylon, UL94V-0, black
Contacts	Beryllium Copper, Gold over Nickel Plated
Terminals	Brass, Gold over Nickel Plated

Ordering Information

1. Series	KT	08	R	T	H
KT					
2. Number of Positions					
02 = 2 positions					
03 = 3 positions					
04 = 4 positions					
05 = 5 positions					
06 = 6 positions					
07 = 7 positions					
08 = 8 positions					
09 = 9 positions					
10 = 10 positions					
12 = 12 positions					
3. Actuator Height					
E = Extended					
R = Recessed					
4. Tape Seal					
Blank = No Tape Seal					
T = Tape Seal					
5. Terminal Options					
H = Straight					
S = Splayed					

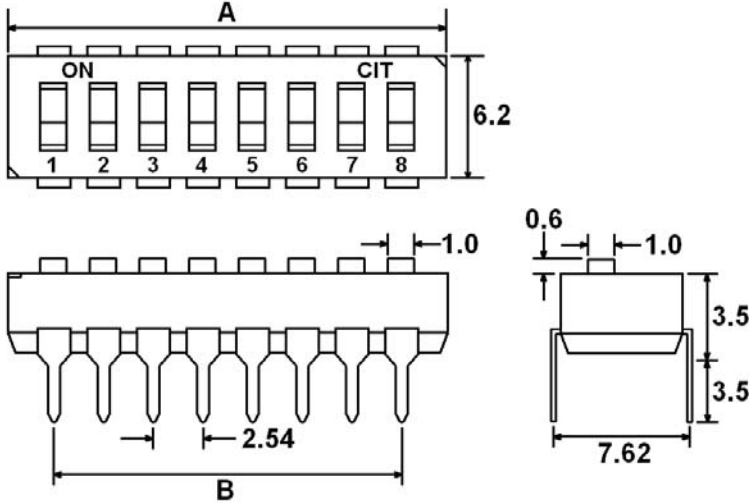
Specifications and availability subject to change without notice.

Dimensions shown in mm. Dimensions are shown for reference purposes only.

KT

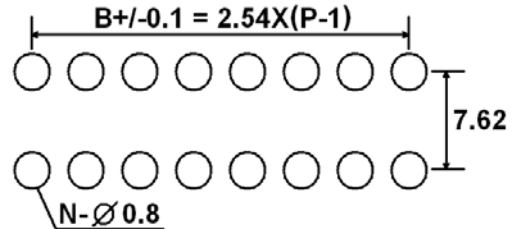
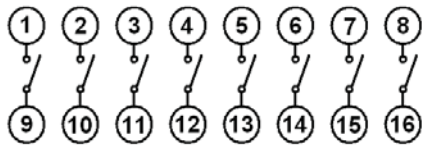
.100" Pitch Low Profile DIP

Dimensions

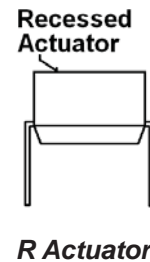
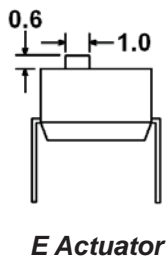


Number of Positions	"A" mm	"B" mm
02	6.02	2.54
03	8.56	5.08
04	11.10	7.62
05	13.64	10.16
06	16.18	12.70
07	18.72	15.24
08	21.26	17.78
09	23.80	20.32
10	26.34	22.86
12	31.42	27.94

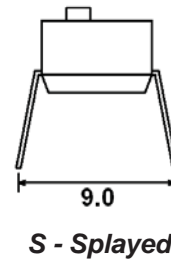
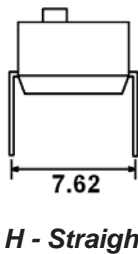
Schematic & PC Layout



Actuator Options



Terminal Options



Packaging Specifications

- All switches packaged in OFF position
- Tube packaging standard