



MINIATURE ALUMINUM ELECTROLYTIC CAPACITORS BXA


BXA SERIES

UPGRADE

Load Life:105°C 12000 Hours.(φ 10:10000 Hours)

◆FEATURES

- High Ripple Current
- For Electronic Ballast, Power Supply



◆SPECIFICATIONS

Items	Characteristics														
Category Temperature Range	-25~+105°C														
Rated Voltage Range	160~450V.DC														
Capacitance Tolerance	±20% (20°C, 120Hz)														
Leakage Current(MAX)	$I=0.04CV+100\mu A$ (After 1 minute application of rated voltage) $I=0.02CV+25\mu A$ (After 5 minutes application of rated voltage) $I=$ Leakage Current(μA) $C=$ Rated Capacitance(μF) $V=$ Rated Voltage(V)														
Dissipation Factor(MAX)	<table border="1"> <tr> <td>Rated Voltage(V)</td> <td>160</td> <td>200</td> <td>250</td> <td>350</td> <td>400</td> <td>450</td> </tr> <tr> <td>tan δ</td> <td>0.15</td> <td>0.15</td> <td>0.15</td> <td>0.20</td> <td>0.20</td> <td>0.20</td> </tr> </table> (20°C, 120Hz)	Rated Voltage(V)	160	200	250	350	400	450	tan δ	0.15	0.15	0.15	0.20	0.20	0.20
Rated Voltage(V)	160	200	250	350	400	450									
tan δ	0.15	0.15	0.15	0.20	0.20	0.20									
Endurance	After life test with rated ripple current at conditions stated in the table below, the capacitors shall meet the following requirements. <table border="1"> <tr> <td>Capacitance Change</td> <td>Within ±20% of the initial value.</td> <td>Case Dia</td> <td>Life Time</td> </tr> <tr> <td>Dissipation Factor</td> <td>Not more than 200% of the specified value.</td> <td>φ D=10</td> <td>10000</td> </tr> <tr> <td>Leakage Current</td> <td>Not more than the specified value.</td> <td>φ D≥12.5</td> <td>12000</td> </tr> </table>	Capacitance Change	Within ±20% of the initial value.	Case Dia	Life Time	Dissipation Factor	Not more than 200% of the specified value.	φ D=10	10000	Leakage Current	Not more than the specified value.	φ D≥12.5	12000		
Capacitance Change	Within ±20% of the initial value.	Case Dia	Life Time												
Dissipation Factor	Not more than 200% of the specified value.	φ D=10	10000												
Leakage Current	Not more than the specified value.	φ D≥12.5	12000												
Low Temperature Stability Impedance Ratio(MAX)	<table border="1"> <tr> <td>Rated Voltage(V)</td> <td>160</td> <td>200</td> <td>250</td> <td>350</td> <td>400</td> <td>450</td> </tr> <tr> <td>Z(-25°C)/Z(20°C)</td> <td>3</td> <td>3</td> <td>3</td> <td>6</td> <td>6</td> <td>6</td> </tr> </table> (120Hz)	Rated Voltage(V)	160	200	250	350	400	450	Z(-25°C)/Z(20°C)	3	3	3	6	6	6
Rated Voltage(V)	160	200	250	350	400	450									
Z(-25°C)/Z(20°C)	3	3	3	6	6	6									

◆MULTIPLIER FOR RIPPLE CURRENT

Frequency coefficient

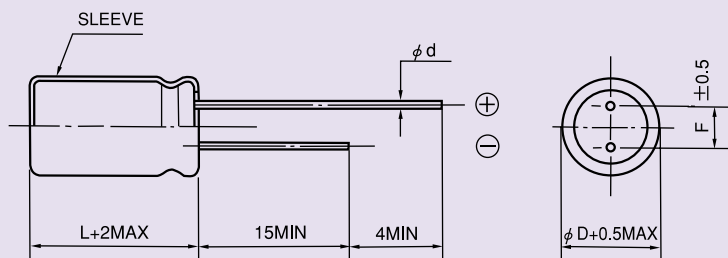
Frequency (Hz)	120	1k	10k	100k≤
Coefficient	0.50	0.80	0.90	1.00

◆PART NUMBER

□□□ BXA □□□□□ □ □□□ □□ DXL
 Rated Voltage Series Rated Capacitance Capacitance Tolerance Option Lead Forming Case Size

◆ DIMENSIONS

(mm)



ϕD	10	12.5	16	18
ϕd	0.6		0.8	
F	5.0		7.5	

◆ STANDARD SIZE, RATED RIPPLE CURRENT

 Size $\phi D \times L$ (mm), Ripple Current (mA r.m.s./105°C, 100kHz)

Cap (μF) \ WV (V.DC)	160V (2C)		200V (2D)		250V (2E)	
	Size	Ripple	Size	Ripple	Size	Ripple
10	10×16	250	10×16	250	10×20	280
22	10×20	500	10×20	500	12.5×20	600
33	10×20	500	12.5×20	600	12.5×20	600
47	12.5×20	660	12.5×20	660	12.5×25 16×20	720
68	12.5×25 16×20	760	12.5×25 16×20	760	16×25 18×20	920
100	16×25 18×20	1120	16×25 18×20	1120	16×31.5 18×25	1200
150	16×31.5 18×25	1360	16×31.5 18×25	1360	18×31.5	1500
220	16×31.5 18×25	1400	18×31.5	1700		

Cap (μF) \ WV (V.DC)	350V (2V)		400V (2G)		450V (2W)	
	Size	Ripple	Size	Ripple	Size	Ripple
6.8	10×16	220	10×16	220	10×20	150
10	10×20	280	10×20	280	12.5×20	320
22	12.5×20	350	12.5×25 16×20	430	16×25 18×20	560
33	16×20	500	16×25 18×20	640	16×31.5 18×25	700
47	16×25 18×20	660	16×31.5 18×25	840	18×31.5	880
68	16×31.5 18×25	850	18×31.5	1000		

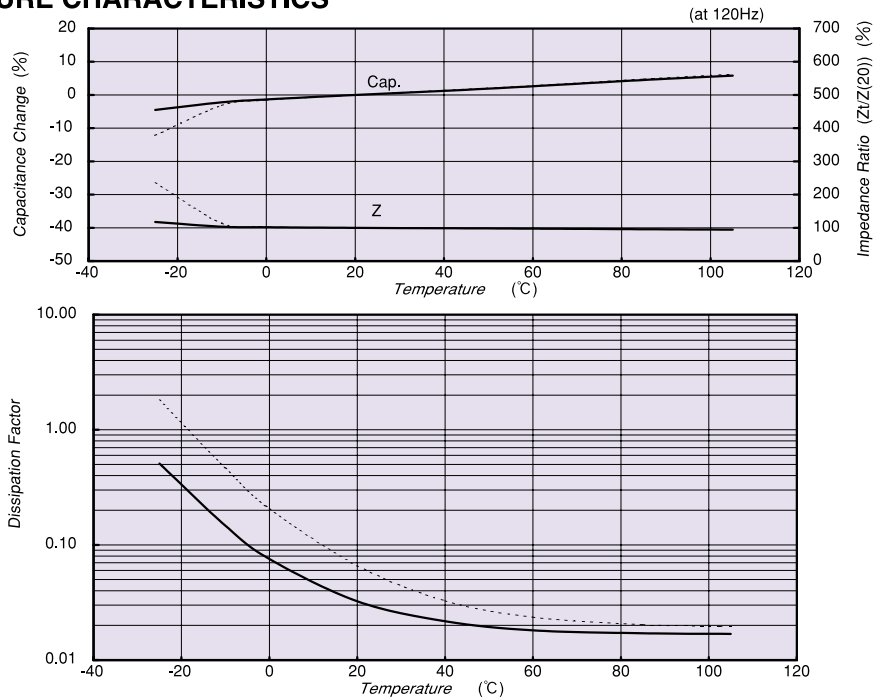


MINIATURE ALUMINUM ELECTROLYTIC CAPACITORS BXA

◆ CHARACTERISTIC DATA

————— 250 BXA 68M 16×25
- - - - - 450 BXA 22M 16×25

· TEMPERATURE CHARACTERISTICS



· ENDURANCE

