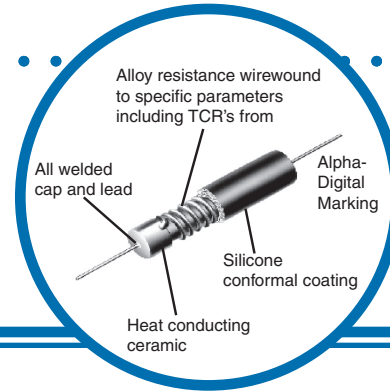


Semi-Precision Power Wirewound Resistor

AS Series

- 1/4 watt to 10 watts
- 0.1 ohm to 175K ohms
- $\pm 5\%$, $\pm 3\%$, $\pm 1\%$, $\pm .5\%$ tolerance
- Resistance wire TCR ± 20 ppm/ $^{\circ}\text{C}$
- RoHS-compliant version available



Electrical Data

IRC Type	Similar MIL-R-26 Style	Power Rating 275 $^{\circ}\text{C}$ Max. Hot Spot		Commercial Range (ohms)		Non-Inductive Range (ohms)		Available Resistance (ohms)	
		125 $^{\circ}\text{C}$	25 $^{\circ}\text{C}$	Min.	Max.	Min.	Max.	0.5%, 1%	3%, 5%
AS-1/4	RW81	0.5	1	0.1	1.0K	*	*	1-1K	0.1-1K
AS-1/2		0.5	1	0.1	6.0K	*	*	1-6K	0.1-6K
AS-1	RW70U	1	2	0.1	7.5K	0.1	3.8K	1-7.5K	0.1-7.5K
AS-1C		1	2	.05	2K	*	*	1-2K	.05-2K
AS-2	RW79U	2	3	0.1	20K	0.5	10K	1-20K	0.1-20K
AS-2B		3	4	0.1	24K	0.5	12K	1-24K	0.1-24K
AS-2C		2	3	0.1	18K	0.2	7.5K	1-18K	0.1-18K
AS-3		3	5	0.1	30K	0.5	15K	1-30K	0.1-30K
AS-5	RW74U/	5	7	0.1	60K	0.8	30K	1-60K	0.1-60K
AS-7		7	9	0.1	90K	1.0	45K	1-90K	0.1-90K
AS-10	RW78U	10	14	0.1	175K	3.0	50K	1-175K	0.1-175K

Inductance of AS-1/2 is less than 1 μH at 1MHz.
To order non-inductive types, add the prefix "N". Example: NAS-1, NAS-2C, etc.

*Typical inductance of AS-1C <5 ohms is <1 μH .
Lower values available upon request.

General Note

IRC reserves the right to make changes in product specification without notice or liability.
All information is subject to IRC's own data and is considered accurate at time of going to print.

Semi-Precision Power Wirewound Resistor



Physical Data

NOTE:
• Coating and marking is resistant to normal degreasing.
Consult factory for special requirements.

Please note lead length dimension change on the following two items only:
AS-2B 1.3 min.
AS-2C 1.3 min.

IRC Type	$A \pm 0.032$	B (max)	C (max)	D (Lead Diameter)
AS-1/4	0.250 (6.4)	0.094 (2.4)	0.312 (7.9)	0.020 (0.5)
AS-1/2	0.312 (7.9)	0.094 (2.4)	0.375 (9.5)	0.020 (0.5)
AS-1	0.367 (9.3)	0.125 (3.2)	0.429 (10.9)	0.020 (0.5) 0.025 (0.64)
AS-1C	0.256 (6.5)	0.115 (2.9)	0.303 (7.7)	0.025 (0.64) 0.032 (0.8)
AS-2	0.480 (12.2)	0.250 (6.3)	0.600 (15.2)	0.032 (0.8)
AS-2B	0.540 (13.7)	0.219 (5.6)	0.663 (16.6)	0.032 (0.8)
AS-2C	0.489 (11.0)	0.157 (4.0)	0.594 (15.1)	0.032 (0.8)
AS-3	0.687 (17.5)	0.282 (7.2)	0.812 (20.6)	0.040 (1.0)
AS-5	0.875 (22.2)	0.344 (8.8)	0.980 (24.9)	0.040 (1.0)
AS-7	1.250 (31.8)	0.344 (8.8)	1.375 (35.0)	0.040 (1.0)
AS-10	1.812 (46.0)	0.385 (9.8)	1.937 (49.2)	0.040 (1.0)

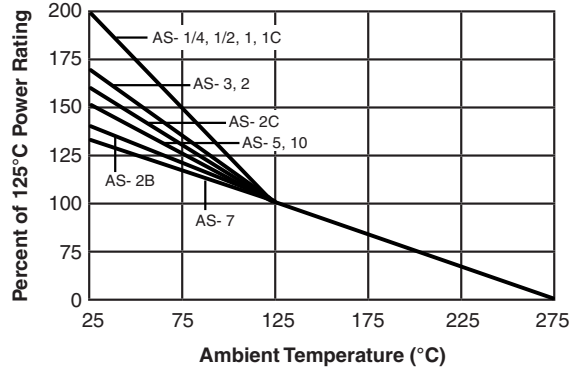
Semi-Precision Power Wirewound Resistor



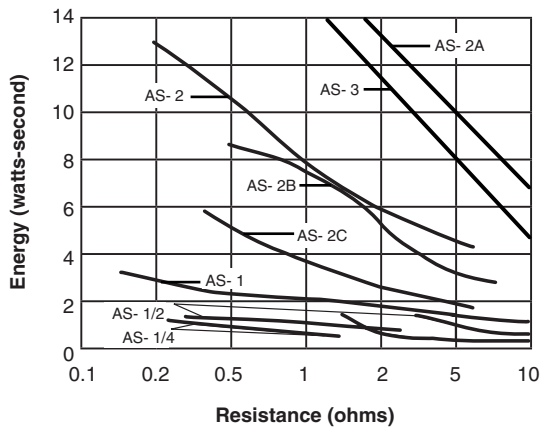
Environmental Testing at 25°C

Test Condition	Max ΔR
Load Life 1000 hours	1.0%
Moisture Resistance	1.0%
Temperature Cycle	0.5%
Short Time Overload	0.5%
Low Temperature Operation	0.5%
Solder Heat	0.25%
Shock	0.5%
Vibration	0.5%

Power Derating Curve



Selected Pulse-Handling Capability @ 125°C



Ordering Data

Sample Part No. AS - 3 27R0 F LF

IRC Type AS

Power 3 = 3 watts
(See specification chart for other power ratings)

Resistance Value 27R0
(100 ohms and greater - First 3 significant digits plus 4th digit multiplier)
Example: 100 ohms = 1000, 1000 ohms = 1001, 150,000 ohms = 1503
(Less than 100 ohms - "R" is used to designate decimal)
Example: 51 ohms = 51R0, 1 ohm = 1R00, 0.25 ohms = R250

Tolerance F = ±1%; D = ±0.5%

Lead Free Construction LF