

LIMITRON™ KTK-R Class CC 600Vac, 1/10-30A, fast-acting fuses



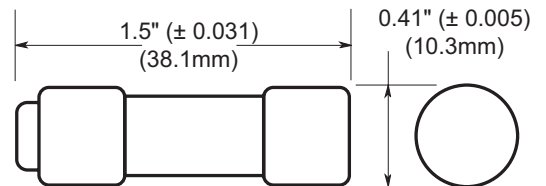
Catalog numbers (amps)

KTK-R-1/10	KTK-R-6/10	KTK-R-3-1/2	KTK-R-10
KTK-R-1/8	KTK-R-3/4	KTK-R-4	KTK-R-12
KTK-R-2/10	KTK-R-1	KTK-R-5	KTK-R-15
KTK-R-1/4	KTK-R-1-1/2	KTK-R-6	KTK-R-20
KTK-R-3/10	KTK-R-2	KTK-R-7	KTK-R-25
KTK-R-4/10	KTK-R-2-1/2	KTK-R-8	KTK-R-30
KTK-R-1/2	KTK-R-3	KTK-R-9	

Carton quantity:

Amp rating	Carton qty.
1/10-30	10

Dimensions – in (mm):



Features:

- Provides 10X better current limitation to help prevent equipment damage caused by short-circuit events.
- 200kA interrupting rating complies with NEC® Section 110.9 for today's large capacity systems.
- Fast-acting fuse helps prevent equipment damage caused by short-circuit events.
- Rejection type fuse fits both standard and rejection-style holders.
- Ideal for critical industrial or commercial applications that have specific current limitation requirements.

Catalog symbol:

KTK-R-(amp)

Description:

Advanced protection Class CC current-limiting, fast-acting fuses.

Specifications:

Ratings

- Volts 600Vac
- Amps 1/10-30A
- IR 200kA Vac RMS Sym.

Agency information:

- UL® Listed, Std. 248-4, Class CC, Guide JDDZ, File E4273
- CSA® Certified, C22.2 NO. 248.4, File 53787, Class 1422-02
- CE
- RoHS compliant



Powering Business Worldwide

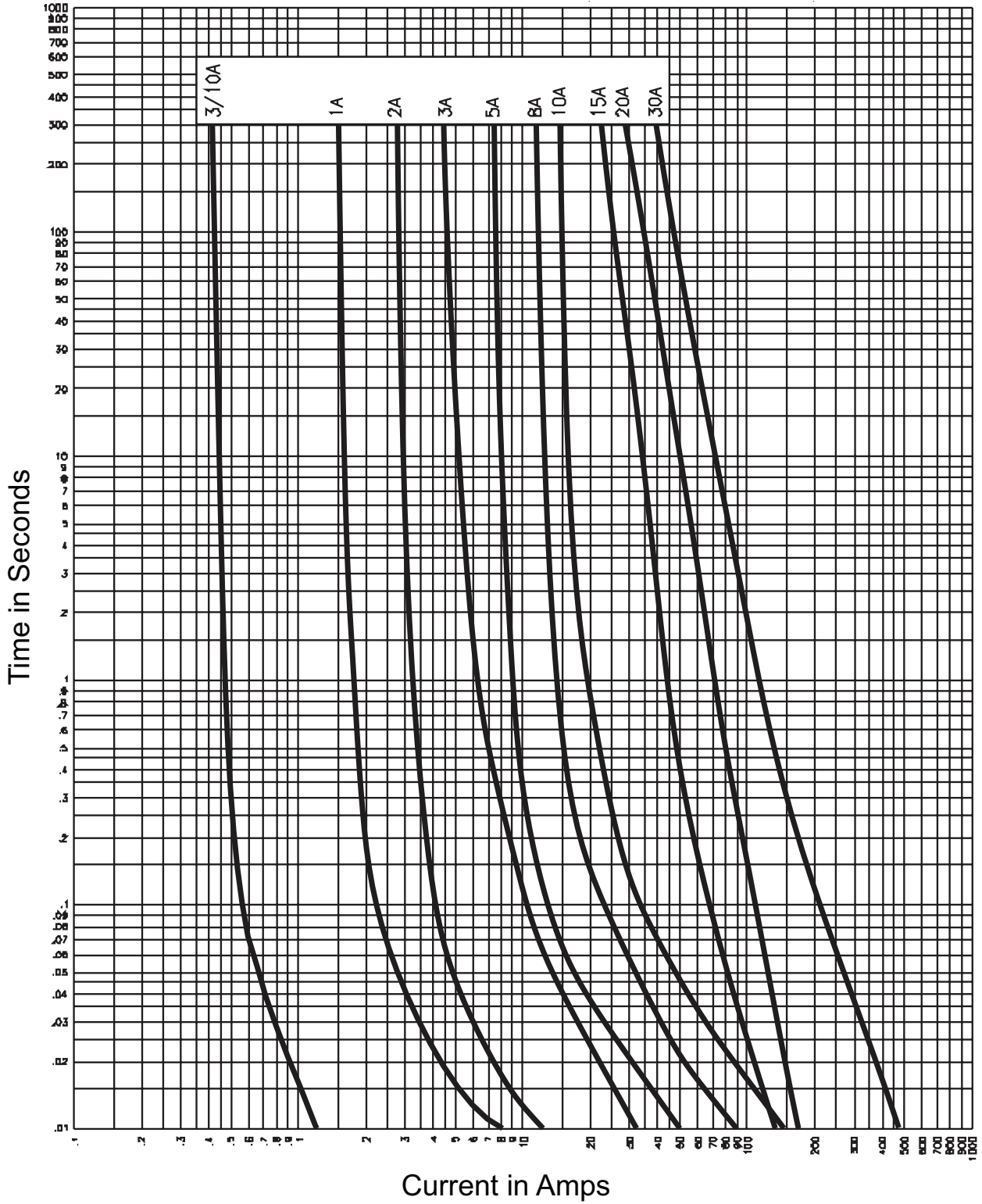
Recommended fuse blocks and holders:

Fuse amps	1-Pole	2-Pole	3-Pole
Modular open blocks			
0-30	BCM603-1_	BCM603-2_	BCM603-3_
DIN-Rail holders			
	CHCC1D_	CHCC2D_	CHCC3D_
0-30	—	—	OPM-NG_
	—	—	OPM-1038_
	—	—	OPM-1038_SW
Panel mount holders			
0-30	HPS	—	—
	HPF	—	—
In-line holders			
0-30	—	HEY	—
	HEZ	—	—

For additional information on Class CC fuse blocks and holders, see data sheets:

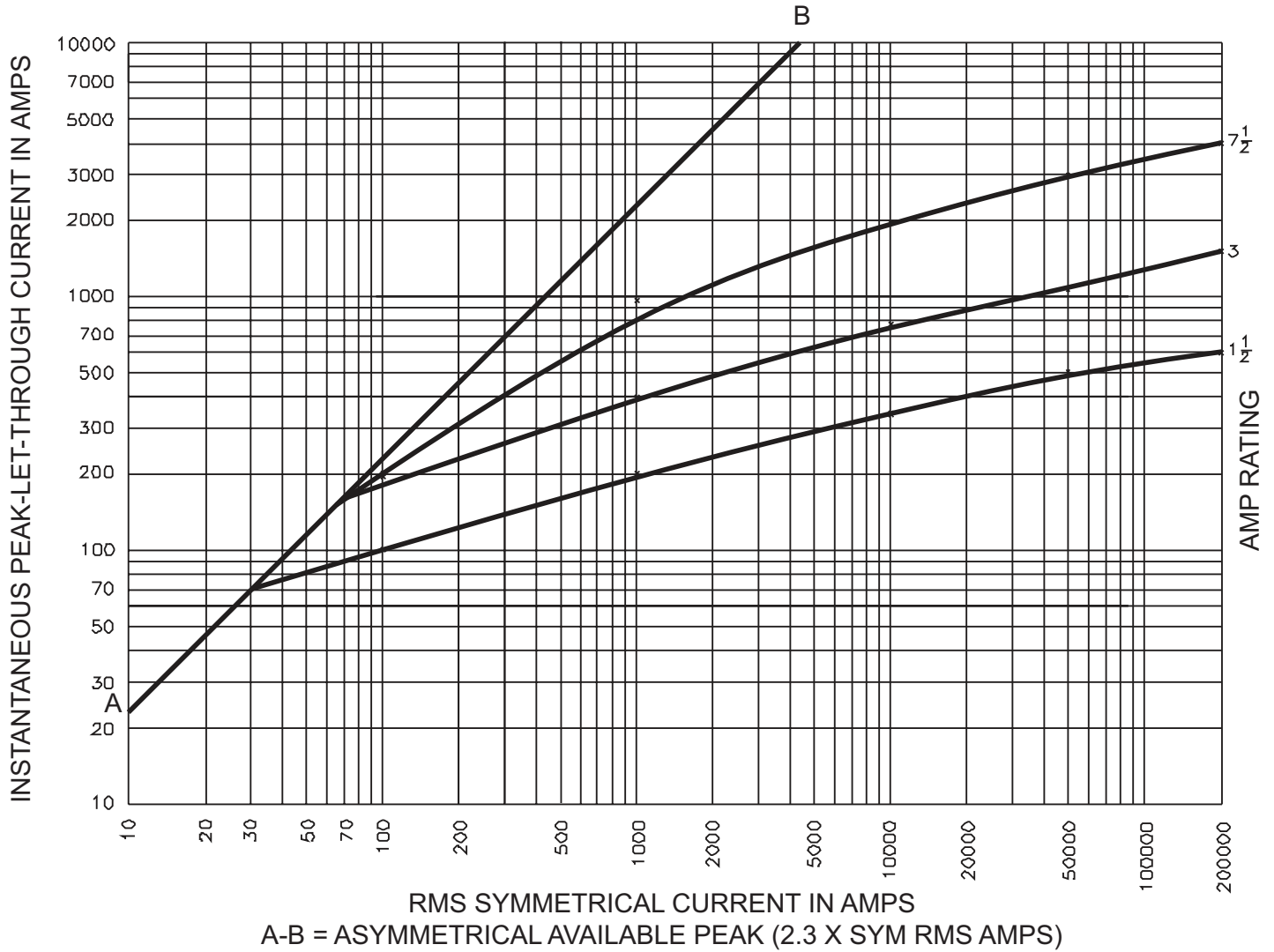
- Modular open blocks # 10241 (BCM)
- DIN-Rail holders No. 3185 (CHCC), No. 1109 (OPM), No. 1102 (OPM-1038), No. 1103 (OPM-1038_SW)
- Panel mount holders No. 2113 (HPS), No. 2114 (HPF)
- In-line holders No. 2126 (HEY), No. 2130 (HEZ)

Time-current curves - average melt:



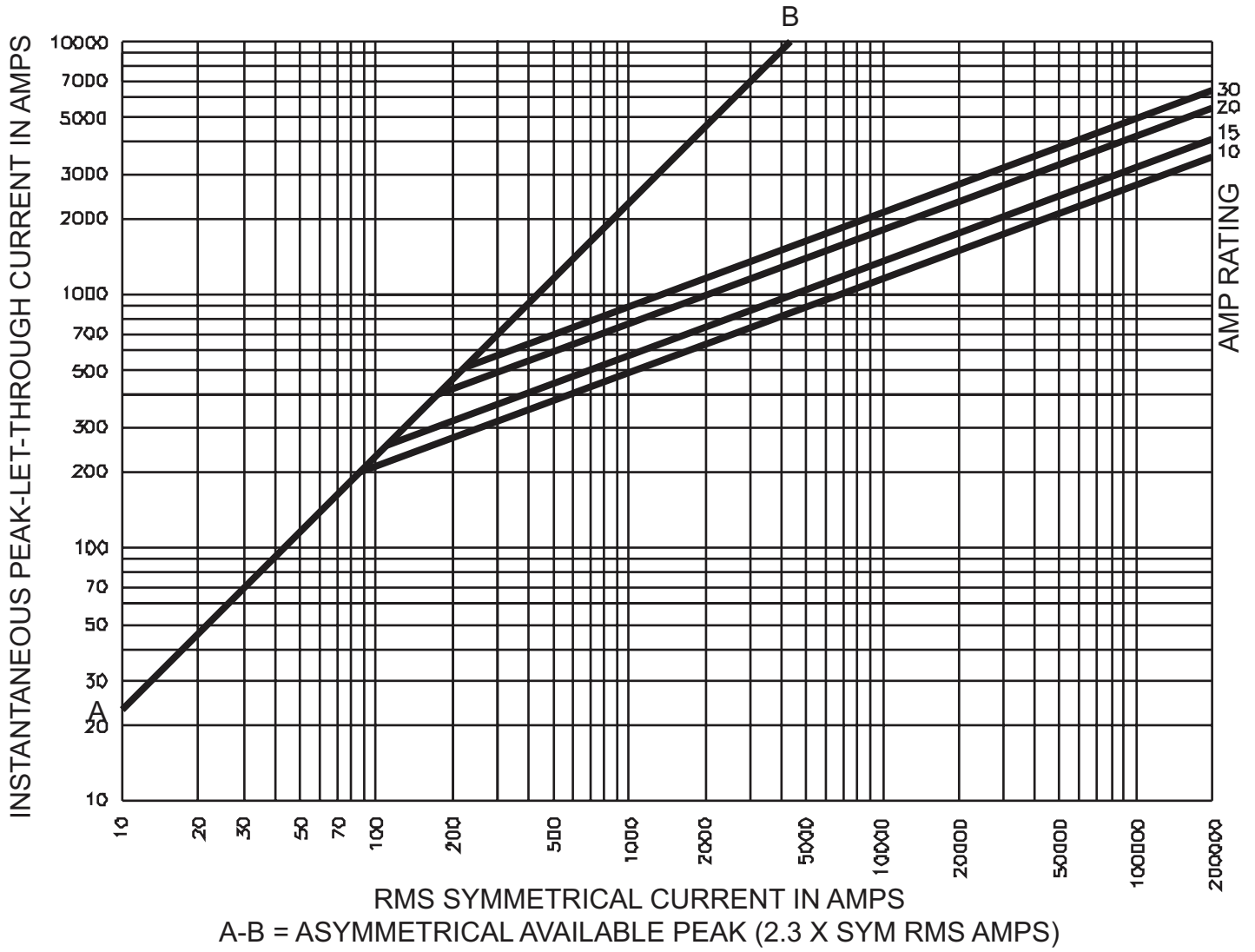
Current-limitation curves:

1 1/2 to 7 1/2 amps



Current-limitation curves:

10 to 30 amps



The only controlled copy of this data sheet is the electronic read-only version located on the Eaton network drive. All other copies of this document are by definition uncontrolled. This bulletin is intended to clearly present comprehensive product data and provide technical information that will help the end user with design applications. Eaton reserves the right, without notice, to change design or construction of any products and to discontinue or limit distribution of any products. Eaton also reserves the right to change or update, without notice, any technical information contained in this bulletin. Once a product has been selected, it should be tested by the user in all possible applications.

Eaton
1000 Eaton Boulevard
Cleveland, OH 44122
Eaton.com

Bussmann Division
114 Old State Road
Ellisville, MO 63021
United States
Eaton.com/bussmannseries

© 2015 Eaton
All Rights Reserved
Printed in USA
Publication No. 1015 — BU-SB13727
August 2015

Eaton, Bussmann and Limitron are valuable trademarks of Eaton in the US and other countries. You are not permitted to use the Eaton trademarks without prior written consent of Eaton.

UL® is a registered trademark of the Underwriters Laboratories, Inc.
CSA® is a registered trademark of the Canadian Standards Group.
NEC® is a registered trademark of the National Fire Protection Association, Inc.