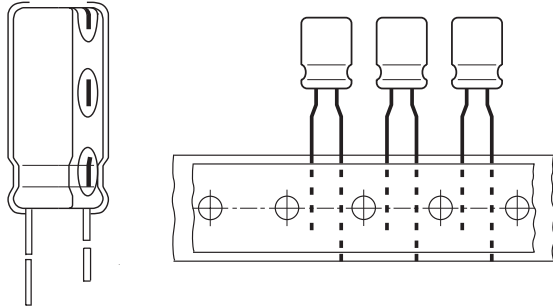


Aluminum Capacitors Radial Style



Component outlines.

FEATURES

- Polarized Aluminum electrolytic capacitor
- High C•U product
- Very small dimensions
- Long lifetime
- Extended temperature range: 105 °C


**RoHS
COMPLIANT**
APPLICATIONS

- General uses, industrial electronics, automotive electronics, audio / video systems
- Smoothing, filtering, coupling, decoupling, timing elements
- Little space requirement
- Portable and mobile units

QUICK REFERENCE DATA

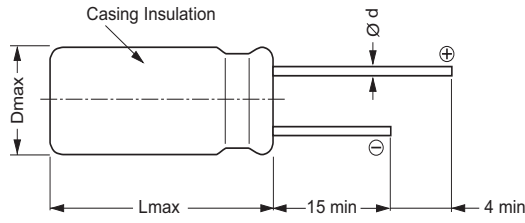
DESCRIPTION	UNIT	VALUE		
Nominal case size (ØD × L)	mm	5 x 11 to 8 x 11.5		10 x 12.5 to 18 x 40
Rated capacitance range C _R	µF	2.2 to 22000		
Capacitance tolerance	%	± 20		
Rated voltage range	V	6.3 to 100	160 to 350	400, 450
Category temperature range	°C	- 55 to + 105	- 40 to + 105	- 25 to + 105
Endurance test at upper category temp.	h	1000		2000
Useful life at 105°C and I _R applied	h	1500		2500
Useful life at 85°C and I _R applied	h	6000		10000
Useful life at 40°C and I _R applied	h	140000		230000
Failure rate	10 ⁻⁹ /h	≤ 45		
Based on sectional specification		IEC 60384-4 / EN 130300		
Climatic category IEC 60068		55 /105/56	40/105/56	25/105/56

SELECTION CHART FOR C_R, U_R AND RELEVANT NOMINAL CASE SIZES (ØD x L in mm)

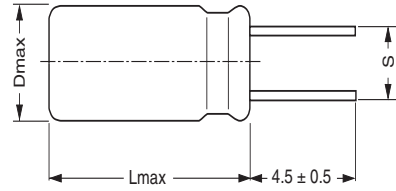
C _R (µF)	RATED VOLTAGE [V]													
	6.3	10	16	25	35	50	63	100	160	200	250	350	400	450
2.2	-	-	-	-	-	-	-	5 x 11	-	-	6.3 x 11	8 x 11.5	8 x 11.5	10 x 12.5
3.3	-	-	-	-	-	-	-	5 x 11	-	6.3 x 11	8 x 11.5	8 x 11.5	10 x 12.5	10 x 16
4.7	-	-	-	-	-	-	-	5 x 11	6.3 x 11	8 x 11.5	8 x 11.5	10 x 12.5	10 x 12.5	10 x 16
6.8	-	-	-	-	-	-	-	5 x 11	8 x 11.5	10 x 12.5	10 x 12.5	10 x 12.5	10 x 16	10 x 16
10	-	-	-	-	-	-	-	5 x 11	10 x 12.5	10 x 12.5	10 x 12.5	10 x 16	10 x 20	13 x 20
15	-	-	-	-	-	-	-	5 x 11	6.3 x 11	10 x 16	10 x 16	10 x 16	13 x 20	13 x 20
22	-	-	-	-	-	-	-	5 x 11	6.3 x 11	10 x 16	10 x 16	10 x 20	13 x 20	16 x 25
33	-	-	-	-	-	5 x 11	6.3 x 11	8 x 11.5	13 x 20	10 x 20	13 x 20	13 x 25	16 x 25	16 x 31.5
47	-	-	-	-	5 x 11	-	6.3 x 11	10 x 12.5	13 x 25	13 x 20	13 x 25	16 x 25	16 x 31.5	16 x 35.5
68	-	-	-	5 x 11	6.3 x 11	8 x 11.5	8 x 11.5	10 x 16	13 x 25	-	16 x 25	16 x 31.5	18 x 35.5	-
100	-	-	5 x 11	-	6.3 x 11	8 x 11.5	8 x 11.5	10 x 20	16 x 25	16 x 25	16 x 31.5	-	-	-
150	-	5 x 11	-	6.3 x 11	8 x 11.5	10 x 12.5	10 x 12.5	13 x 20	16 x 25	16 x 35.5	18 x 35.5	-	-	-
220	-	5 x 11	6.3 x 11	8 x 11.5	8 x 11.5	10 x 12.5	10 x 16	13 x 25	16 x 31.5	18 x 35.5	-	-	-	-
330	-	6.3 x 11	8 x 11.5	8 x 11.5	10 x 12.5	10 x 16	10 x 20	13 x 25	18 x 35.5	-	-	-	-	-
470	-	6.3 x 11	8 x 11.5	10 x 12.5	10 x 16	10 x 20	13 x 20	16 x 25	-	-	-	-	-	-
680	8 x 11.5	10 x 12.5	10 x 12.5	10 x 16	13 x 16	13 x 20	13 x 25	16 x 31.5	-	-	-	-	-	-
1000	8 x 11.5	10 x 12.5	10 x 16	10 x 20	13 x 20	13 x 25	16 x 25	18 x 40	-	-	-	-	-	-
1500	10 x 16	10 x 16	13 x 16	13 x 20	-	16 x 25	16 x 35.5	-	-	-	-	-	-	-
2200	10 x 20	10 x 20	13 x 20	13 x 25	16 x 25	16 x 35.5	-	-	-	-	-	-	-	-
3300	13 x 16	13 x 20	13 x 25	16 x 25	16 x 35.5	18 x 35.5	-	-	-	-	-	-	-	-
4700	13 x 20	13 x 25	16 x 25	16 x 31.5	18 x 35.5	-	-	-	-	-	-	-	-	-
6800	13 x 25	16 x 25	16 x 31.5	18 x 35.5	-	-	-	-	-	-	-	-	-	-
10000	16 x 25	16 x 35.5	18 x 35.5	-	-	-	-	-	-	-	-	-	-	-
15000	16 x 35.5	18 x 35.5	-	-	-	-	-	-	-	-	-	-	-	-
22000	18 x 40	-	-	-	-	-	-	-	-	-	-	-	-	-

± 10 % Capacitance Tolerance on request

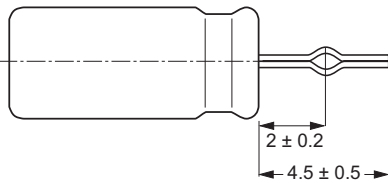
DIMENSIONS in millimeters **AND AVAILABLE FORMS**



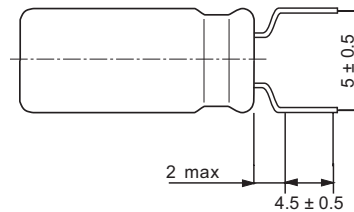
5 ≤ ØD ≤ 18 Long leads EKB 00...



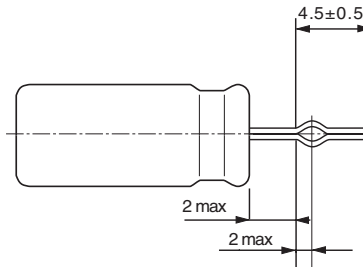
5 ≤ ØD ≤ 18 Shortened leads EKB 05...
(S = 2 / 2.5 / 3.5 / 5 / 7.5mm)



10 ≤ ØD ≤ 18 Leads shortened and formed EKB 06...
(S = 5 / 7.5 mm)



5 ≤ ØD ≤ 8 Leads bent open, shortened EKB 09...
(S = 5 mm)



5 ≤ ØD ≤ 8 Leads bent open, shortened and formed EKB 06...
(S = 5mm)

Leads are solder-coated steel
Safety vent for ØD ≥ 8 mm

RADIAL STYLE: DIMENSIONS in millimeters			
NOMINAL CASE SIZE ØD x L	MAXIMUM SIZE D _{MAX.} x L _{MAX.}	LEAD Ød ± 0.05	LEAD SPACING S ± 0.05
5 x 11	5.5 x 12.0	0.5	2.0
6.3 x 11	6.8 x 12.0	0.5	2.5
8 x 11.5	8.5 x 12.5	0.6	3.5
10 x 12.5	10.5 x 14.5	0.6	5.0
10 x 16	10.5 x 18.0	0.6	5.0
10 x 20	10.5 x 22.0	0.6	5.0
13 x 16	13.5 x 18.0	0.6	5.0
13 x 20	13.5 x 22.0	0.6	5.0
13 x 25	13.5 x 27.0	0.6	5.0
16 x 25	16.5 x 27.0	0.8	7.5
16 x 31.5	16.5 x 33.5	0.8	7.5
18 x 35.5	16.5 x 37.5	0.8	7.5
16 x 40	16.5 x 42.0	0.8	7.5
18 x 35.5	18.5 x 37.5	0.8	7.5
18 x 40	18.5 x 42.0	0.8	7.5

Aluminum Capacitors
 Radial Type

Vishay Roederstein

ELECTRICAL DATA	
SYMBOL	DESCRIPTION
C_R	rated capacitance at 120 Hz
U_R	rated voltage
$\tan \delta$	max. dissipation factor at 120 Hz
R_{ESR}	max. equivalent series resistance at 120 Hz
I_R	rated alternating current (rms) at 120 Hz and upper category temperature

Note

1. Unless otherwise specified, all electrical values at $T_a = 20^\circ\text{C}$, $P = 80$ to 120 kPa, $RH = 45$ to 75% .

ORDERING EXAMPLE

 EKB 100 μF / 35V, $\pm 20\%$, size: 6.3mm x 11mm

Leads: Long - Ordering code: EKB 00BA310F00K

Leads: Short - Ordering code: EKB 05...

Leads: Bent open, shortened - Ordering code: EKB 09...

Leads: Bent open, shortened and formed - Ordering code:

EUB 06...

The 14th place (\square), not indicated in the following table, is an inter-company code and is not relevant to your order.

ELECTRICAL DATA AND ORDERING INFORMATION							
U_R (V)	C_R 120 Hz (μF)	NOMINAL CASE SIZE $\varnothing D \times L$ (mm)	$\tan \delta$ 120 Hz	R_{ESR} 120 Hz (Ω)	I_R 120 Hz/105 $^\circ\text{C}$ (mA)	WEIGHT (g)	CATALOG NUMBER
6.3	680	8 x 11.5	0.28	0.55	338	1.1	EKB00PB368B00 \square
	1000	8 x 11.5	0.25	0.37	410	1.1	EKB00PB410B00 \square
	1500	10 x 16	0.29	0.26	575	2.0	EKB00DD415B00 \square
	2200	10 x 20	0.30	0.18	726	2.5	EKB00DE422B00 \square
	3300	13 x 16	0.33	0.13	922	3.0	EKB00GD433B00 \square
	4700	13 x 20	0.55	0.10	1149	3.8	EKB00GE447B00 \square
	6800	13 x 25	0.40	0.08	1406	4.5	EKB00GG468B00 \square
	10000	16 x 25	0.46	0.06	1732	7.0	EKB00JG510B00 \square
	15000	16 x 35.5	0.56	0.05	2161	11.0	EKB00JL515B00 \square
	22000	18 x 40	0.70	0.04	2586	16.0	EKB00KK522B00 \square
10	150	5 x 11	0.24	2.12	129	0.5	EKB00AA315C00 \square
	220	5 x 11	0.24	1.45	156	0.5	EKB00AA322C00 \square
	330	6.3 x 11	0.24	1.00	220	0.8	EKB00BA333C00 \square
	470	6.3 x 11	0.24	0.68	262	0.8	EKB00BA347C00 \square
	680	10 x 12.5	0.24	0.47	433	1.5	EKB00DC368C00 \square
	1000	10 x 12.5	0.24	0.32	525	1.5	EKB00DC410C00 \square
	1500	10 x 16	0.25	0.22	604	2.0	EKB00DD415C00 \square
	2200	10 x 20	0.26	0.16	759	2.5	EKB00DE422C00 \square
	3300	13 x 20	0.29	0.12	1043	3.8	EKB00GE433C00 \square
	4700	13 x 25	0.31	0.09	1302	4.5	EKB00GG447C00 \square
	6800	16 x 25	0.36	0.07	1613	7.0	EKB00JG468C00 \square
	10000	16 x 35.5	0.42	0.06	2044	11.0	EKB00JL510C00 \square
	15000	18 x 35.5	0.52	0.05	2369	13.0	EKB00KL515C00 \square
16	100	5 x 11	0.20	2.65	114	0.5	EKB00AA310D00 \square
	220	6.3 x 11	0.20	1.21	194	0.8	EKB00BA322D00 \square
	330	8 x 11.5	0.20	0.80	280	1.1	EKB00PB333D00 \square
	470	8 x 11.5	0.20	0.56	334	1.1	EKB00PB347D00 \square
	680	10 x 12.5	0.20	0.39	467	1.5	EKB00DC368D00 \square
	1000	10 x 16	0.20	0.27	621	2.0	EKB00DD410D00 \square
	1500	13 x 16	0.21	0.19	777	3.0	EKB00GD415D00 \square
	2200	13 x 20	0.22	0.13	963	3.8	EKB00GE422D00 \square
	3300	13 x 25	0.24	0.10	1220	4.5	EKB00GG433D00 \square
	4700	16 x 25	0.27	0.08	1540	7.0	EKB00JG447D00 \square
	6800	16 x 31.5	0.32	0.06	1864	9.0	EKB00JS468D00 \square
	10000	16 x 35.5	0.38	0.05	2294	13.0	EKB00KL510D00 \square



ELECTRICAL DATA AND ORDERING INFORMATION							
U_R (V)	C_R 120 Hz (μ F)	NOMINAL CASE SIZE $\varnothing D \times L$ (mm)	$\tan \delta$ 120 Hz	R_{ESR} 120 Hz (Ω)	I_R 120 Hz/105 °C (mA)	WEIGHT (g)	CATALOG NUMBER
25	68	5 x 11	0.16	3.12	103	0.5	EKB00AA268E00□
	150	6.3 x 11	0.16	1.42	175	0.8	EKB00BA315E00□
	220	8 x 11.5	0.16	0.97	251	1.1	EKB00PB322E00□
	330	8 x 11.5	0.16	0.64	307	1.1	EKB00PB333E00□
	470	10 x 12.5	0.16	0.45	426	1.5	EKB00DC347E00□
	680	10 x 16	0.16	0.31	561	2.0	EKB00DD368E00□
	1000	10 x 20	0.16	0.21	742	2.5	EKB00DE410E00□
	1500	13 x 20	0.17	0.15	901	3.8	EKB00GE415E00□
	2200	13 x 25	0.18	0.11	1113	4.5	EKB00GG422E00□
	3300	16 x 25	0.20	0.09	1426	7.0	EKB00JG433E00□
	4700	16 x 31.5	0.23	0.07	1767	9.0	EKB00JS447E00□
	6800	18 x 35.5	0.28	0.06	2184	13.0	EKB00KL468E00□
35	47	5 x 11	0.14	3.95	90	0.5	EKB00AA247F00□
	68	6.3 x 11	0.14	2.73	125	0.8	EKB00BA268F00□
	100	6.3 x 11	0.14	1.86	151	0.8	EKB00BA310F00□
	150	8 x 11.5	0.14	1.24	218	1.1	EKB00PB215F00□
	220	8 x 11.5	0.14	0.85	264	1.1	EKB00PB322F00□
	330	10 x 12.5	0.14	0.56	376	1.5	EKB00DC333F00□
	470	10 x 16	0.14	0.40	491	2.0	EKB00DD347F00□
	680	13 x 16	0.14	0.27	698	3.0	EKB00GD368F00□
	1000	13 x 20	0.14	0.19	918	3.8	EKB00GE410F00□
	2200	16 x 25	0.16	0.10	1276	7.0	EKB00JG422F00□
	3300	16 x 35.5	0.19	0.08	1685	11.0	EKB00JL433F00□
	4700	18 x 35.5	0.21	0.06	2041	13.0	EKB00KL447F00□
50	33	5 x 11	0.12	4.83	86	0.5	EKB00AA233H00□
	68	8 x 11.5	0.12	2.34	167	1.1	EKB00PB268H00□
	100	8 x 11.5	0.12	1.59	202	1.1	EKB00PB310H00□
	150	10 x 12.5	0.12	1.06	287	1.5	EKB00DC315H00□
	220	10 x 12.5	0.12	0.72	348	1.5	EKB00DC322H00□
	330	10 x 16	0.12	0.48	467	2.0	EKB00DD333H00□
	470	10 x 20	0.12	0.34	608	2.5	EKB00DE347H00□
	680	13 x 20	0.12	0.24	858	3.8	EKB00GE368H00□
	1000	13 x 25	0.12	0.19	1135	4.5	EKB00GG410H00□
	1500	16 x 25	0.13	0.12	1360	7.0	EKB00JG415H00□
	2200	16 x 35.5	0.14	0.09	1573	11.0	EKB00JL422H00□
	3300	18 x 35.5	0.17	0.07	1924	13	EKB00KL433H00□
63	15	5 x 11	0.10	8.85	58	0.5	EKB00AA215J00□
	22	5 x 11	0.10	6.03	70	0.5	EKB00AA222J00□
	33	6.3 x 11	0.10	4.02	98	0.8	EKB00BA233J00□
	47	6.3 x 11	0.10	2.82	117	0.8	EKB00BA247J00□
	68	8 x 11.5	0.10	1.95	167	1.1	EKB00PB268J00□
	100	8 x 11.5	0.10	1.33	202	1.1	EKB00PB310J00□
	150	10 x 12.5	0.10	0.89	287	1.5	EKB00DC315J00□
	220	10 x 16	0.10	0.61	381	2.0	EKB00DD322J00□
	330	10 x 20	0.10	0.41	509	2.5	EKB00DE333J00□
	470	13 x 20	0.10	0.29	714	3.8	EKB00GE347J00□
	680	13 x 25	0.10	0.20	936	4.5	EKB00GG368J00□
	1000	16 x 25	0.10	0.14	1259	7.0	EKB00JG410J00□
1500	16 x 35.5	0.11	0.10	1561	11.0	EKB00JL415J00□	
100	2.2	5 x 11	0.08	48.25	24	0.5	EKB00AA122L00□
	3.3	5 x 11	0.08	32.17	29	0.5	EKB00AA133L00□
	4.7	5 x 11	0.08	22.59	35	0.5	EKB00AA147L00□
	6.8	5 x 11	0.08	15.61	42	0.5	EKB00AA168L00□
	10	5 x 11	0.08	10.62	51	0.5	EKB00AA210L00□
	15	6.3 x 11	0.08	7.08	72	0.8	EKB00BA215L00□
	22	6.3 x 11	0.08	4.83	87	0.8	EKB00BA215L00□
	33	8 x 11.5	0.08	3.22	125	1.1	EKB00BA233L00□
	47	10 x 12.5	0.08	2.26	174	1.5	EKB00DC247L00□
	68	10 x 16	0.08	1.56	229	2.0	EKB00DD268L00□
	100	10 x 20	0.08	1.06	303	2.5	EKB00DE310L00□
	150	13 x 20	0.08	0.71	435	3.8	EKB00GE315L00□
	220	13 x 25	0.08	0.48	575	4.5	EKB00GG322L00□
	330	13 x 25	0.08	0.32	704	4.5	EKB00GG333L00□
	470	16 x 25	0.08	0.23	932	7.0	EKB00JG347L00□
	680	16 x 31.5	0.08	0.16	1227	9.0	EKB00JS368L00□
	1000	18 x 40	0.08	0.11	1758	16.0	EKB00KK410L00□



Aluminum Capacitors
Radial Type

Vishay Roederstein

ELECTRICAL DATA AND ORDERING INFORMATION							
U _R (V)	C _R 120 Hz (μF)	NOMINAL CASE SIZE ØD x L (mm)	Tan δ 120 Hz	R _{ESR} 120 Hz (Ω)	I _R 120 Hz/105 °C (mA)	WEIGHT (g)	CATALOG NUMBER
160	4.7	6.3 x 11	0.15	42.35	34	0.8	EKB00BA147M00□
	6.8	8 x 11.5	0.15	29.27	49	1.1	EKB00PB168M00□
	10	10 x 12.5	0.15	19.90	68	1.5	EKB00DC210M00□
	15	10 x 16	0.15	13.27	92	2.0	EKB00DD215M00□
	22	10 x 16	0.15	9.05	111	2.0	EKB00DD222M00□
	33	10 x 20	0.15	6.03	149	2.5	EKB00DE233M00□
	47	13 x 20	0.15	4.24	208	3.8	EKB00GE247M00□
	68	13 x 25	0.15	2.93	273	4.5	EKB00GG268M00□
	100	13 x 25	0.15	1.99	331	4.5	EKB00GG310M00□
	150	16 x 25	0.15	1.33	450	7.0	EKB00JG315M00□
	220	16 x 31.5	0.15	0.91	596	9.0	EKB00JS322M00□
	330	18 x 35.5	0.15	0.61	822	13.0	EKB00KL333M00□
200	3.3	6.3 x 11.0	0.15	60.32	29	0.8	EKB00BA133S00□
	4.7	8.0 x 11.5	0.15	42.35	40	1.1	EKB00PB147S00□
	6.8	10.0 x 12.5	0.15	29.27	56	1.5	EKB00DC168S00□
	10	10.0 x 12.5	0.15	19.90	68	1.5	EKB00DC210S00□
	15	10.0 x 16.0	0.15	13.27	92	2.0	EKB00DD215S00□
	22	10.0 x 16.0	0.15	9.05	111	2.0	EKB00DD222S00□
	33	10.0 x 20.0	0.15	6.03	149	2.5	EKB00DE233S00□
	47	13.0 x 20.0	0.15	4.24	208	3.8	EKB00GE247S00□
	100	16.0 x 25.0	0.15	1.99	368	7.0	EKB00JG310S00□
	150	16.0 x 35.5	0.15	1.33	517	11.0	EKB00JL315S00□
	220	18.0 x 35.5	0.15	0.91	671	13.0	EKB00KL322S00□
	250	2.2	6.3 X 11.0	0.15	90.47	23	0.8
3.3		8.0 X 11.5	0.15	60.32	34	1.1	EKB00PB133N00□
4.7		8.0 X 11.5	0.15	42.35	40	1.1	EKB00PB147N00□
6.8		10.0 X 12.5	0.15	29.27	56	1.5	EKB00DC168N00□
10		10.0 X 12.5	0.15	19.90	68	1.5	EKB00DC210N00□
15		10.0 X 16.0	0.15	13.27	92	2.0	EKB00DD215N00□
22		10.0 X 20.0	0.15	9.05	121	2.5	EKB00DE222N00□
33		13.0 X 20.0	0.15	6.03	175	3.8	EKB00GE233N00□
47		13.0 X 25.0	0.15	4.24	227	4.5	EKB00GG247N00□
68		16.0 X 25.0	0.15	2.93	303	7.0	EKB00JG268N00□
100		16.0 X 31.5	0.15	1.99	402	9.0	EKB00JS310N00□
150		18 X 35.5	0.15	1.33	554	13.0	EKB00KL315N00□
350	2.2	8.0 X 11.5	0.20	120.63	28	1.1	EKB00PB122O00□
	3.3	8.0 X 11.5	0.20	80.45	34	1.1	EKB00PB133O00□
	4.7	10.0 X 12.5	0.20	56.47	47	1.5	EKB00DC147O00□
	6.8	10.0 X 16.0	0.20	39.03	62	2.0	EKB00DD168O00□
	10	10.0 X 16.0	0.20	26.54	75	2.0	EKB00DD210O00□
	15	10.0 X 20.0	0.20	17.69	108	2.5	EKB00DE215O00□
	22	13.0 X 20.0	0.20	12.06	143	3.8	EKB00GE222O00□
	33	13.0 X 25.0	0.20	8.04	190	4.5	EKB00GG233O00□
	47	16.0 X 25.0	0.20	5.65	252	7.0	EKB00JG247O00□
	68	16.0 X 31.5	0.20	3.90	332	9.0	EKB00JS268O00□
400	2.2	8.0 X 11.5	0.20	120.63	28	1.1	EKB00PB122X00□
	3.3	10.0 X 12.5	0.20	80.45	39	1.5	EKB00DC133X00□
	4.7	10.0 X 12.5	0.20	56.47	47	1.5	EKB00DC147X00□
	6.8	10.0 X 16.0	0.20	39.03	62	2.0	EKB00DD168X00□
	10	10.0 X 20.0	0.20	26.54	82	2.5	EKB00DE210X00□
	15	13.0 X 20.0	0.20	17.69	118	3.8	EKB00GE215X00□
	22	13.0 X 25.0	0.20	12.06	155	4.5	EKB00GG222X00□
	33	16.0 X 25.0	0.20	8.04	211	7.0	EKB00JG233X00□
	47	16.0 X 31.5	0.20	5.65	276	9.0	EKB00JS247X00□
	68	18.0 X 35.5	0.20	3.90	373	13.0	EKB00KL268X00□
450	2.2	10.0 X 12.5	0.20	120.63	25	1.5	EKB00DC122P00□
	3.3	10.0 X 16.0	0.20	80.45	33	2.0	EKB00DD133P00□
	4.7	10.0 X 16.0	0.20	56.47	39	2.0	EKB00DD147P00□
	6.8	10.0 X 20.0	0.20	39.03	52	2.5	EKB00DE168P00□
	10	13.0 X 20.0	0.20	26.54	73	3.8	EKB00GE210P00□
	15	13.0 X 25.0	0.20	17.69	98	4.5	EKB00GG215P00□
	22	16.0 X 25.0	0.20	12.06	132	7.0	EKB00JG222P00□
	33	16.0 X 31.5	0.20	8.04	176	9.0	EKB00JS233P00□
47	16.0 X 35.5	0.20	5.65	221	11.0	EKB00JL247P00□	

LOW TEMPERATURE BEHAVIOUR

IMPEDANCE RATIO Z(T2) / Z(T1)		RATED VOLTAGE (V)								
T2/T1	6.3	10	16	25	35	50~100	160	200~350	400	450
- 25 / - 20 °C	5	4	3	2	2	2	3	4	6	10
- 40 / + 20 °C	10	8	6	4	3	3	4	8	-	-

LEAKAGE CURRENT

Formula for calculation of the maximum leakage current for acceptance tests I_L :

[Test conditions: U_R , 20 °C, 2 minutes ($U_R \leq 100$ V) / 5 minutes $U_R > 100$ V]

$I_{L2} [\mu A] \leq 0.01 \cdot C_R [\mu F] \cdot U_R [V]$ or $3 \mu A$ for $U_R \leq 100$ V whichever is greater

$I_{L5} [\mu A] \leq 0.02 \cdot C_R [\mu F] \cdot U_R [V]$ +15 μA for $U_R > 100$ V



Notice

Specifications of the products displayed herein are subject to change without notice. Vishay Intertechnology, Inc., or anyone on its behalf, assumes no responsibility or liability for any errors or inaccuracies.

Information contained herein is intended to provide a product description only. No license, express or implied, by estoppel or otherwise, to any intellectual property rights is granted by this document. Except as provided in Vishay's terms and conditions of sale for such products, Vishay assumes no liability whatsoever, and disclaims any express or implied warranty, relating to sale and/or use of Vishay products including liability or warranties relating to fitness for a particular purpose, merchantability, or infringement of any patent, copyright, or other intellectual property right.

The products shown herein are not designed for use in medical, life-saving, or life-sustaining applications. Customers using or selling these products for use in such applications do so at their own risk and agree to fully indemnify Vishay for any damages resulting from such improper use or sale.