

Single

- For Detailed LED Data, See Discrete Section, MODEL 200

TO ORDER, FOLLOW THE EXAMPLE:

Select one BOLD component from each SHADED column in the tables below.

1	Model	2	LED
	PCH200		-BCR

→ Part Number PCH200-BCR

1 Model	
PCL200	Right Angle Mount
PCL200C	Right Angle Mount, Center Pin
PCH200	Right Angle Mount
PCV200	Vertical Mount
PCLR200	Right Angle Mount, Variable
PCL201-200	Right Angle Mount
PCA200	Right Angle Mount
PCL245 ^[2]	45° Angle Mount

STANDARD INTENSITY - DIFFUSED ENCAPSULATION				
2 LED	Color	λ _{pk} (nm)	I _v ^[1] (mcd)	Viewing Angle
-BR	RED	635	14	60
-BA	AMB	583	16	60
-BG	GRN	565	10	60

MEDIUM INTENSITY - TINTED ENCAPSULATION				
LED	Color	λ _{pk} (nm)	I _v ^[1] (mcd)	Viewing Angle
-BCR	RED	635	120	35
-BCA	AMB	583	100	35
-BCG	GRN	565	80	24

SPECIALTY LEDs					
LED	Color	λ _{pk} (nm)	I _v ^[1] (mcd)	Viewing Angle	Description
-RLP	RED	635	2.3	50	Low Power
-ALP	AMB	583	2.1	50	Low Power
-GLP	GRN	565	2.3	50	Low Power
-LRG ^[3]	RED/GRN	660/565	90/40	60	Bi-Color, Red Cathode on right, longer lead
-RAG ^[4]	RED/AMB/GRN	630/565	6/6	60	Tri-Color, Common Cathode
-BR5V	RED	635	8	60	Integrated Resistor for 5VDC
-BA5V	AMB	583	8	60	Integrated Resistor for 5VDC
-BG5V	GRN	565	8	60	Integrated Resistor for 5VDC
-BR12V	RED	635	8	60	Integrated Resistor for 12VDC
-BA12V	AMB	583	8	60	Integrated Resistor for 12VDC
-BG12V	GRN	565	8	60	Integrated Resistor for 12VDC

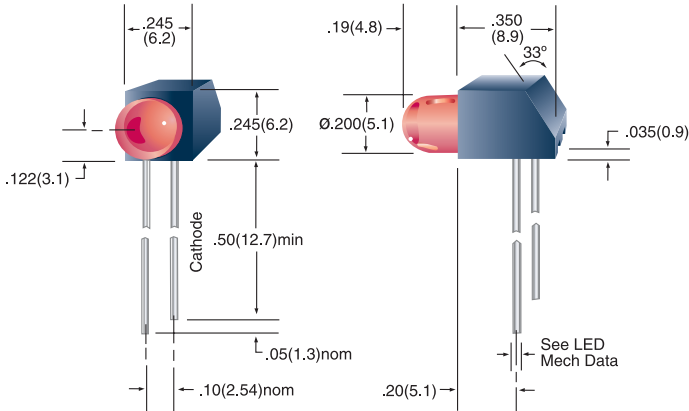
[1] I_v = typical luminous intensity @ I_f = 20mA (T_a=25°C), Low Power LEDs @ I_f = 2mA, Integrated Resistor LEDs @ V_f = 5VDC, or @ V_f = 12VDC.

[2] Not available with 5VDC & 12VDC Integrated Resistor LEDs.

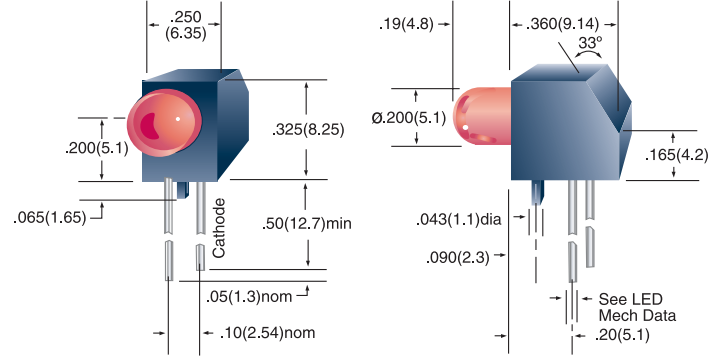
[3] Left lead = green cathode except PCL245.

[4] Only available with model PCH200.

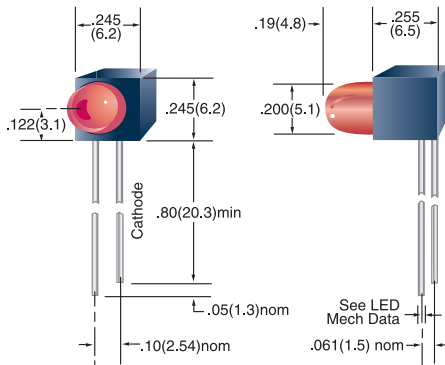
PCL200



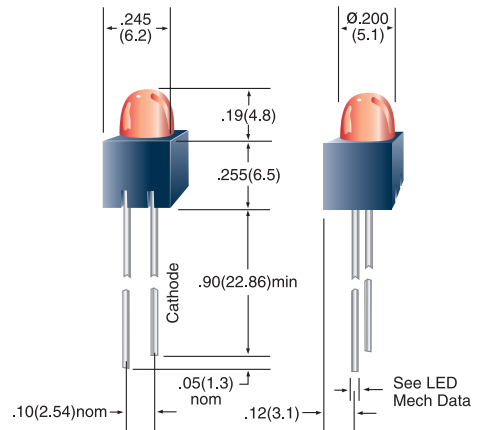
PCL200C



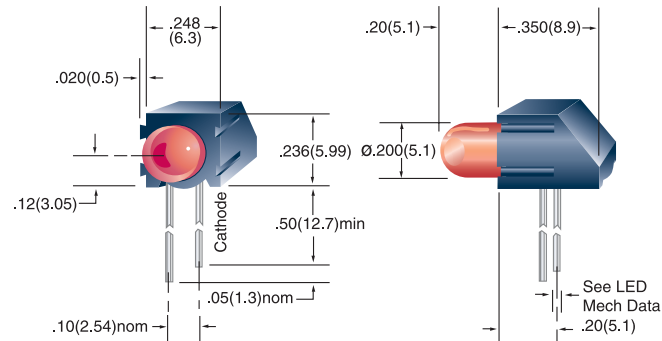
PCH200



PCV200



PCLR200




Continued . . .

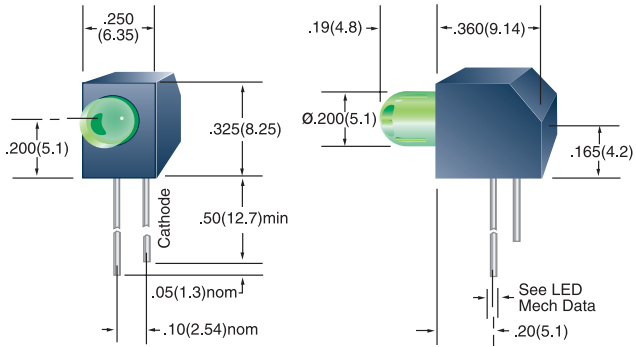
All dimensions are in inches (mm)
 Tolerances: .xx"(.x) ±.025"(.63) / .xxx"(.xx)±.010"(.25)
 Specifications are subject to change without notice.

Single

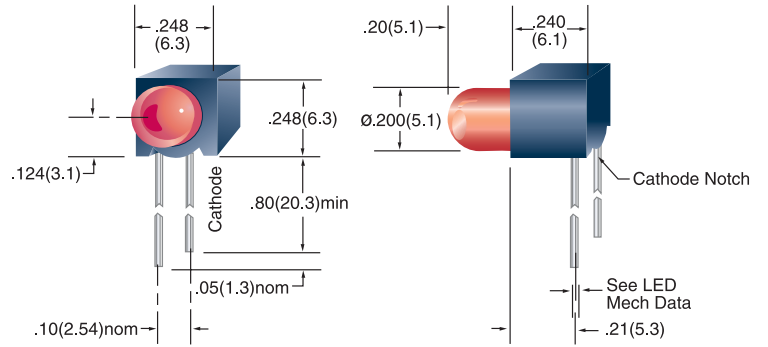
- For Detailed LED Data, See Discrete Section, MODEL 200



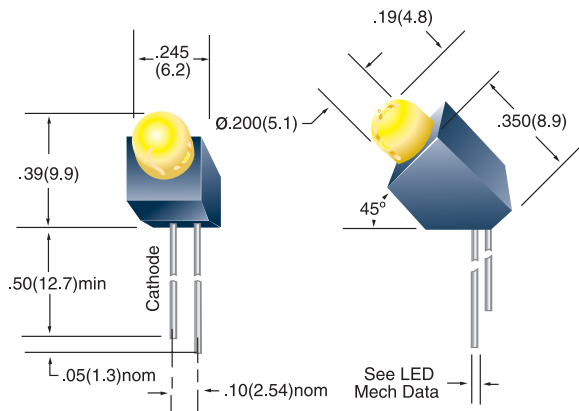
PCL201-200



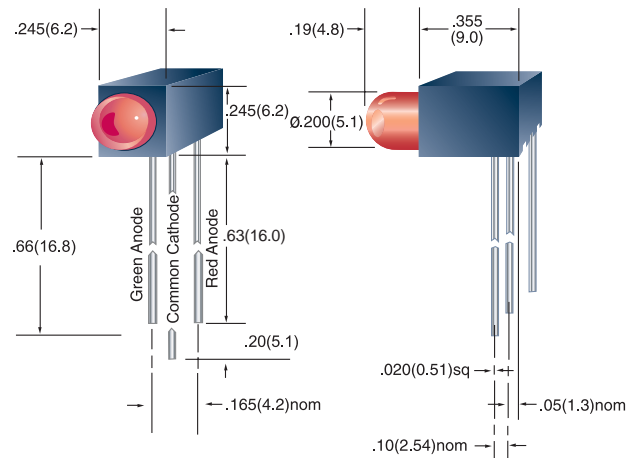
PCA200



PCL245



PCH200-RAG



All dimensions are in inches (mm)

Tolerances: .xx"(.x) ±.025"(.63) / .xxx"(.xx) ±.010"(.25)
 Specifications are subject to change without notice.

