

K86 Series High Density Vertical PCB Mount and Soldercup

Ordering Information

K86	-	E		D	-	15		S	-	K	
Series		Shell Size		Contact Construction		Number of Contacts		Contact Type		Mounting Options	Plating Options

Series

K86-Kycon High Density D-Subminiature Connector, Solder Cup or Vertical PCB Termination

Shell Size

E-15 Contacts
A-26 Contacts
B-44 Contacts
C-62 Contacts

Contact Construction

Designator	Contact Construction	Type of Termination
A	Precision Formed	Solder Cup
D	Precision Formed	Vertical Pin (PCB Mount)

Number of Contacts

15, 26, 44, 62

Contact Type

P-Pin Contact (Plug)
S-Socket Contact (Receptacle)

Mounting Options

K-with Riveted Threaded (4-40) Bushings
KJ-with Riveted Threaded (4-40) Bushings and (4-40) Hex Jack Screws Installed
BR-with (4-40) Riveted Threaded Tin Plated Board Lock
BRJ-with (4-40) Riveted Threaded Tin Plated Board Lock and (4-40) Hex Jack Screws Installed
R-with Round Riveted Jack Screws

Hex Jack Screws JS-1055 Recommended for BR Option.
(See page 38 for Dimensions.)

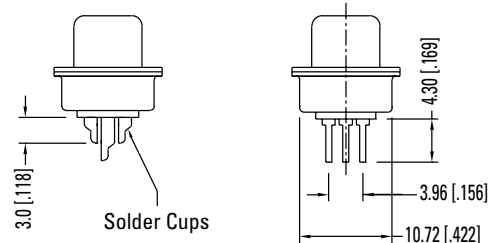
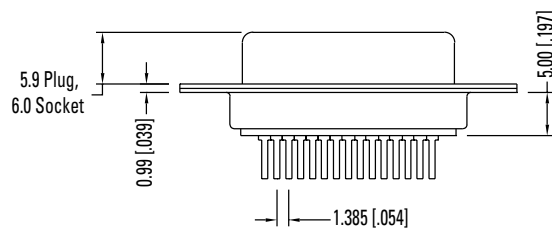
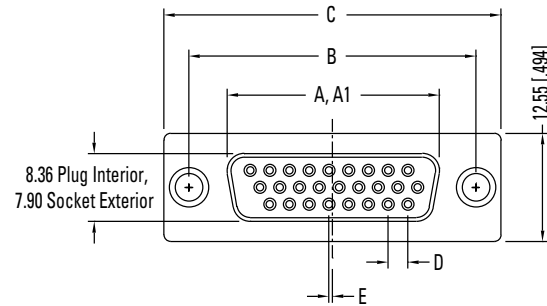
Plating Options and Performance Specifications (see page 4)

D-SUBMINIATURE CONNECTORS

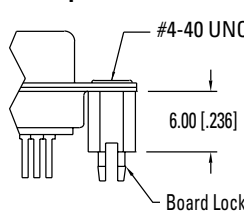
K86 Series

K86 Series Dimensions

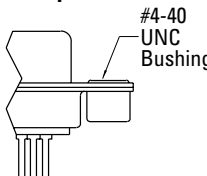
Dimensions in mm [In]



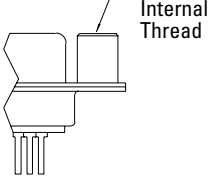
-BR Option



-K Option



-R Option



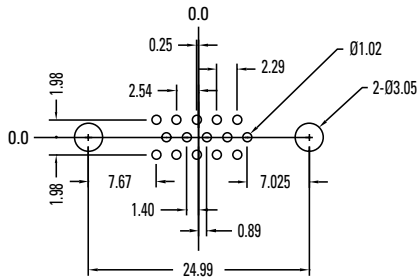
Number of Contacts (Shell Size)	Dimensions (Inch/mm)					
	A	A1	B	C	D	E
15 (E)	.643 16.33	.666 16.92	.984 24.99	1.213 30.81	.090 2.29	.010 0.25
26 (A)	.971 24.66	.994 25.25	1.312 33.32	1.541 39.14	.090 2.29	.020 0.51
44 (B)	1.511 38.38	1.534 38.96	1.852 47.04	2.088 53.04	.090 2.29	.020 0.51
62 (C)	2.159 54.84	2.182 55.42	2.500 63.50	2.729 69.32	.094 2.41	.023 0.58

A = Exterior of Female Shell (S)

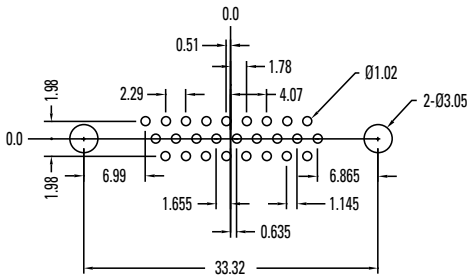
A1 = Interior of Male Shell (P)

K86 Series Dimensions

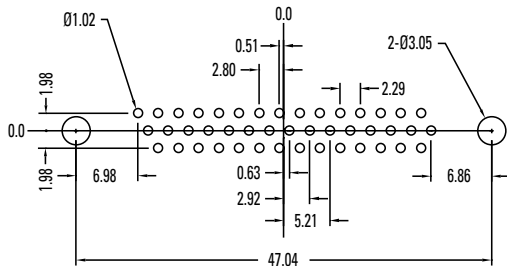
Dimensions in mm



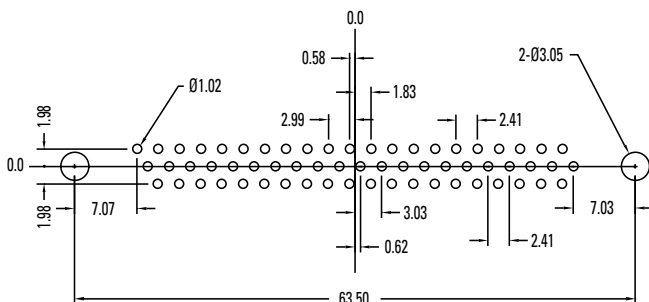
15 Position



26 Position



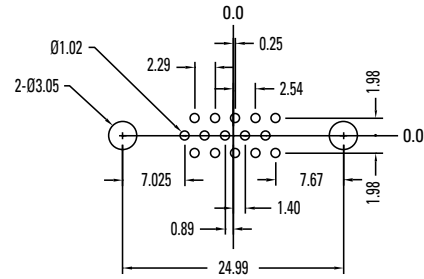
44 Position



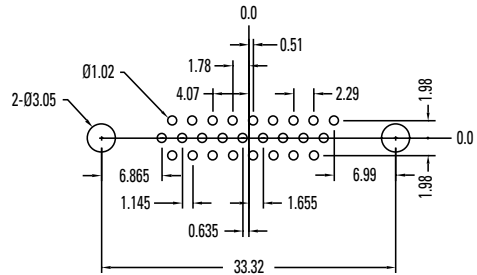
62 Position

(Socket Top View)

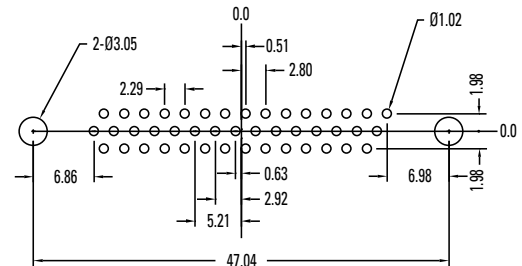
Recommended PCB Layouts



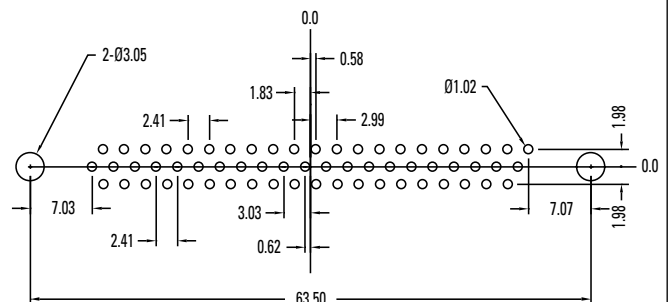
15 Position



26 Position



44 Position



62 Position

(Plug Top View)

Recommended PCB Layouts

KYCON continues its leadership in D-Subminiature connectors by offering a complete line of sizes and options.

PC99 Colors Available:

- HD15: Blue
- DB15: Gold
- DB25: Burgundy
- DB09: Teal



D-SUBMINIATURE CONNECTORS

Performance Specifications

Materials and Finish

Shell

Steel Material, Tin Finish, and Indentations (Dimples) on Plug Only

Insert

Standard: PBT Thermoplastic, Black Color, 30% Glass Filled, 94V-0 Rated
 Reflow Compatible: High Temperature Thermoplastic, Black Color, 30% Glass Filled, 94V-0 Rated

Contact Material

Pin: Brass .040 (1.02) Diameter Standard; .030 (0.76) Diameter High Density
 Socket: Phosphor Bronze (Precision Formed Contact)
 Brass (Precision Machined Contact)

Contact Finish-Standard

Gold Flash Over 0.0001 (0.00254) Nickel on Mating End of Contacts
 Tin/Lead Over Nickel or Gold Flash Over Nickel on Solder Tails

Riveted Insert

Brass Material, Nickel Finish

Mechanical Characteristics

Contact Retention

Precision Machined Contact 10 Lbs, Precision Formed Contact 10 Lbs

Contact Extraction Force

Typ. 4 Oz.

Contact Insertion Force

Typ. 9 Oz.

Durability

1,000 Insertion Cycles Min (With Standard Plating)

Operating Temperature Rating

-55°C to +125°C

Electrical Characteristics

Contact Current Rating

Precision Machined Contact 7.6 Amps
 Precision Formed Contact 5.0 Amps (Except K99 Series)

Contact Resistance

Precision Machined Contact 5 Milliohms Max
 Precision Formed Contact 8 Milliohms Max

Dielectric Withstanding Voltage

1000 V AC Min for 1 Minute

Insulation Resistance

5000 Megohms Min

Processing Characteristics

Soldering Temperature Rating

High Temperature Plastic: 230°C for 30 Seconds, 260°C for 10 Seconds

Plating Options

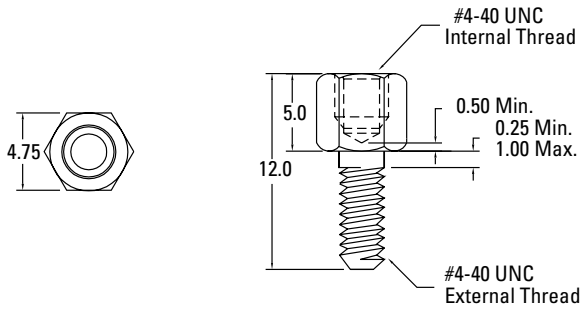
Designator	Plating Description
Standard	Gold Flash over Nickel on Contacts. Gold Flash over Nickel or Tin/Lead over Nickel on Solder Tails.
15	15µ" Gold over Nickel on Mating End of Contacts. Tin/Lead over Nickel on Solder Tails.
30	30µ" Gold over Nickel on Mating End of Contacts. Tin/Lead over Nickel on Solder Tails.

D-Subminiature Hardware

Dimensions in mm

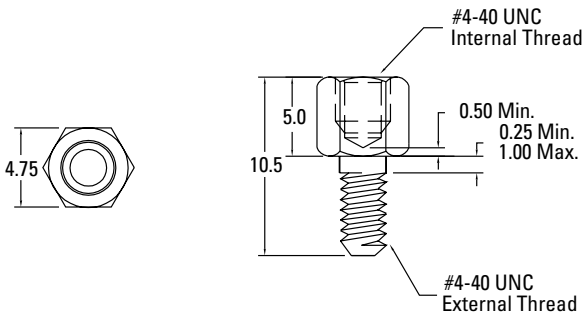
JS-1000

4-40 Female Hex. Jack Screw Bulk (500/Bag)



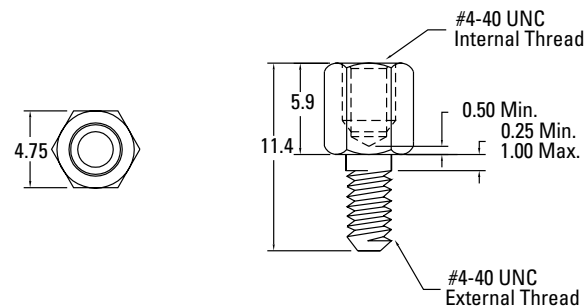
JS-1055

4-40 Female Hex. Jack Screw Bulk (500/Bag)



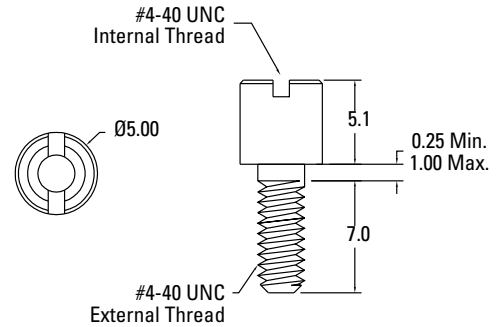
JS-1055-5.9

4-40 Female Hex. Jack Screw Bulk (500/Bag)



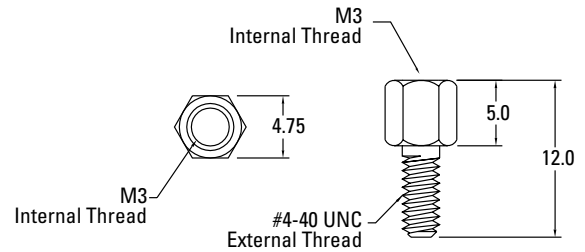
JS-2000

4-40 Female Round Jack Screw Slotted Bulk (500/Bag)



JS-M3131

4-40 External, M3 Metric Internal Thread Jack Screw Bulk (500/Bag)



JS-M3131M

M3 External, M3 Metric Internal Thread Jack Screw Bulk (500/Bag)

