




**AMP-LATCH**

TE Internal #: 2-746610-4

Ribbon Cable Connectors, Wire-to-Board, 60 Position, .1 in [2.54 mm] Centerline, Vertical, Through Hole - Solder, Insulation Displacement (IDC), 2 Row

[View on TE.com >](#)

Connectors > PCB Connectors > Wire-to-Board Connectors > FFC, FPC & Ribbon Connectors > Ribbon Cable Connectors



Connector System: **Wire-to-Board**

Number of Positions: **60**

Centerline (Pitch): **2.54 mm [ .1 in ]**

PCB Mount Retention: **Without**

PCB Mount Orientation: **Vertical**

**Features**

**Product Type Features**

Connector Type	Connector Assembly
Ribbon Cable Connector Header Type	Pin Header
Connector Product Type	Connector Assembly
Connector System	Wire-to-Board
Connector & Housing Type	Plug
Connector & Contact Terminates To	Printed Circuit Board, Wire & Cable

**Configuration Features**

Number of Positions	60
PCB Mount Orientation	Vertical
Number of Rows	2

**Electrical Characteristics**

UL Voltage Rating	250 VAC
Insulation Resistance	5000 MΩ
Operating Voltage	250 VAC



### Body Features

Daisy Chain	Without
Connector Profile	Standard

### Contact Features

Contact Layout	Inline
PCB Contact Termination Area Plating Material Thickness	2.54 – 5.08 $\mu\text{m}$ [100 – 200 $\mu\text{in}$ ]
Contact Type	Pin
Wire Contact Termination Area Plating Thickness	.127 $\mu\text{m}$ [5 $\mu\text{in}$ ]
Wire Contact Termination Area Plating Material	Gold
Contact Mating Area Plating Material Thickness	2.54 $\mu\text{m}$ [100 $\mu\text{in}$ ]
PCB Contact Termination Area Plating Material	Tin
Contact Base Material	Phosphor Bronze
Contact Current Rating (Max)	1 A

### Termination Features

Rectangular Termination Post & Tail Thickness	.32 mm[.013 in]
Rectangular Termination Post & Tail Width	.5 mm[.02 in]
Termination Post & Tail Length	3.96 mm[.156 in]
Termination Method to Printed Circuit Board	Through Hole - Solder
Termination Method to Wire & Cable	Insulation Displacement (IDC)

### Mechanical Attachment

Mating Alignment	With
PCB Mount Alignment	Without
Panel Mount Feature	Without
PCB Mount Retention	Without
Mating Alignment Type	Polarization
Mating Retention	Without
Connector Mounting Type	Board Mount

### Housing Features

Housing Material	Thermoplastic
Housing Color	Black
Centerline (Pitch)	2.54 mm[.1 in]

### Dimensions



Connector Length	80.77 mm[3.18 in]
Connector Height	6.43 mm[.253 in]
Connector Width	7.06 mm[.278 in]
Wire Size	.051 – .15 mm <sup>2</sup>
PCB Thickness (Recommended)	3.18 mm[.125 in]
Accepts Wire Insulation Diameter Range	.81 – 1.07 mm[.032 – .042 in]
Row-to-Row Spacing	2 mm[.1 in]

### Usage Conditions

Operating Temperature Range	-65 – 105 °C[-85 – 221 °F]
-----------------------------	----------------------------

### Operation/Application

Solder Process Feature	Solder Dipped
Circuit Application	Signal

### Industry Standards

CSA File Number	LR 7189
UL Rating	Recognized
Agency/Standard	CSA, UL
UL File Number	E28476
UL Flammability Rating	UL 94V-0

### Packaging Features

Packaging Quantity	50
Packaging Method	Box & Tube, Tube

### Product Compliance

For compliance documentation, visit the product page on [TE.com](https://www.te.com)>

EU RoHS Directive 2011/65/EU	Compliant
EU ELV Directive 2000/53/EC	Compliant
China RoHS 2 Directive MIIT Order No 32, 2016	No Restricted Materials Above Threshold
EU REACH Regulation (EC) No. 1907/2006	Current ECHA Candidate List: JAN 2022 (223) Candidate List Declared Against: JAN 2022 (223) Does not contain REACH SVHC
Halogen Content	Not Low Halogen - contains Br or Cl > 900 ppm.

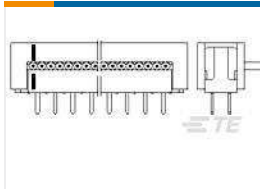
Solder Process Capability

Wave solder capable to 265°C

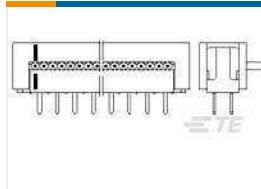
Product Compliance Disclaimer

This information is provided based on reasonable inquiry of our suppliers and represents our current actual knowledge based on the information they provided. This information is subject to change. The part numbers that TE has identified as EU RoHS compliant have a maximum concentration of 0.1% by weight in homogenous materials for lead, hexavalent chromium, mercury, PBB, PBDE, DBP, BBP, DEHP, DIBP, and 0.01% for cadmium, or qualify for an exemption to these limits as defined in the Annexes of Directive 2011/65/EU (RoHS2). Finished electrical and electronic equipment products will be CE marked as required by Directive 2011/65/EU. Components may not be CE marked. Additionally, the part numbers that TE has identified as EU ELV compliant have a maximum concentration of 0.1% by weight in homogenous materials for lead, hexavalent chromium, and mercury, and 0.01% for cadmium, or qualify for an exemption to these limits as defined in the Annexes of Directive 2000/53/EC (ELV). Regarding the REACH Regulation, the information TE provides on SVHC in articles for this part number is based on the latest European Chemicals Agency (ECHA) 'Guidance on requirements for substances in articles' posted at this URL: <https://echa.europa.eu/guidance-documents/guidance-on-reach>

### Compatible Parts



TE Part # 6-216791-0  
AMP LATCH D/P ASSY



TE Part # 6-216792-0  
60P LATCH DIL-STECK



TE Part # 768340-1  
UNIV HAND TOOL KIT AMPLATCH

### Customers Also Bought



TE Part # D01460-000  
WP-254127-10-9



TE Part # 3-745130-9  
SHLDING FERRULE,PLTLD,BULK PKG



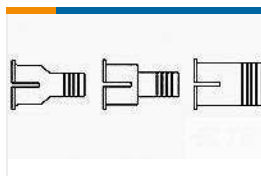
TE Part # CV3299-000  
RW-175-3/64-X-STK



TE Part # 160467-2  
RT IS 1.0-2.5MM2 0.315 X .708 TPBR




TE Part # 1-111196-5  
080 RCPT SYSTEM 50 30 DPLX



TE Part # 7-745129-2  
SHLDING FERRULE,PLTLD,BULK PKG



TE Part # AAE2720-00  
BTH2-17-10-1-C



TE Part # AAE4500-00  
BTH2-19-10-1-C

### Documents

[Product Drawings](#)  
[060 DIP PLUG 100CL TIN](#)



English

---

**CAD Files**

**3D PDF**

3D

**Customer View Model**

[ENG\\_CVM\\_CVM\\_2-746610-4\\_F.2d\\_dxf.zip](#)

English

**Customer View Model**

[ENG\\_CVM\\_CVM\\_2-746610-4\\_F.3d\\_igs.zip](#)

English

**Customer View Model**

[ENG\\_CVM\\_CVM\\_2-746610-4\\_F.3d\\_stp.zip](#)

English

By downloading the CAD file I accept and agree to the [Terms and Conditions](#) of use.

---

**Datasheets & Catalog Pages**

**Ribbon Cable Interconnect Solutions**

English

---

**Product Specifications**

**Application Specification**

English

---

**Product Environmental Compliance**

**Product Compliance**

English

**Product Compliance**

English

---

**Instruction Sheets**

**Instruction Sheet (U.S.)**

English