

# HIRSCHMANN MOBILITY



# IRIDIUM Magnet Antenna

## IRD LP M/series

Pt. nos.  
955-047-...  
956-310-8..

- For use in telematic applications
- Low profile (18mm height)
- Mounting on metal surfaces

Subject to alterations

## 1. Technical data

Dimensions	63mm x 63mm x 18mm
Weight	150 g
Temperature range	-40°C to +85°C
Protection class	IP66 (acc. IEC 60529)
<b>IRIDIUM</b>	
Frequency range	1616 - 1626.5 MHz
Impedance	50 Ohm
VSWR	≤ 1.8
Gain	3 dBic <sup>1</sup>
Polarization	RHCP
Axial ratio	< 4 dB
Load capacity	8 W
Lightning protection	DC grounded

<sup>1</sup> dBic: referenced to an isotropic radiator, circular polarization

# IRIDIUM MAGNET ANTENNA

IRD LP M/series Pt. nos. 955-047-... / 956-310-8..


Subject to alterations

## 2. Product Family

Order Code	Cable (length)	Connector (type)	Remark
	IRIDIUM	IRIDIUM	
Versions	L1	C1	
955-047-001	1500 mm	TNC male	Cable RG174LL, ROHS
955-047-002	1500 mm	SMA male	Cable RG174LL, ROHS
955-047-004	125 mm	SMA male	Cable RG174LL, ROHS
955-047-005	2500 mm	SMA male	Cable RG174LL, ROHS
956-310-801	4570 mm	TNC male	Cable RG58LL, ROHS
956-310-802	5500 mm	SMA male	Cable RG58LL, ROHS
956-310-803	5500 mm	*rp-TNC female	Cable RG58LL, ROHS
956-310-804	2500 mm	SMA male	Cable RG58LL, ROHS
956-310-805	5500 mm	SMB female	Cable RG58 LL ROHS
956-310-806	5500 mm	TNC male	Cable RG58LL ROHS

Customization of cable lengths, types and connectors possible.

## 3. Technical drawing



## IRIDIUM MAGNET ANTENNA

IRD LP M/series Pt. nos. 955-047-... / 956-310-8..

Subject to alterations

### 4. Mounting example and procedure

#### Vehicle roof mounting


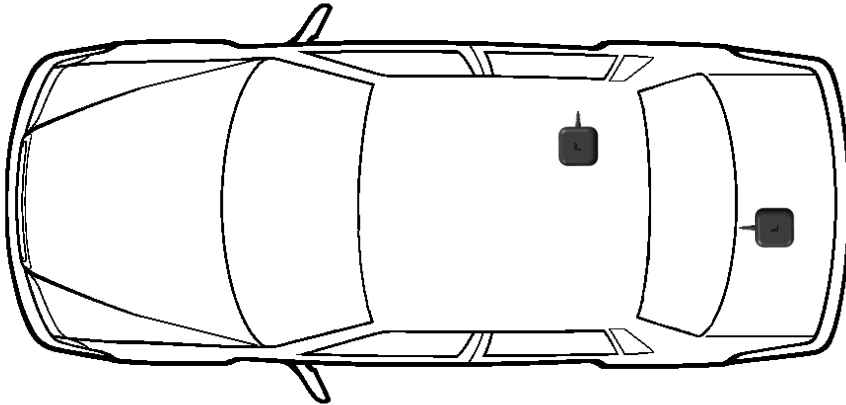
##### Mounting requirements and restrictions

- Choose appropriate mounting location on flat surface (see Sketch #1)
- Clean mounting place with isopropyl alcohol or similar
- Take care that antenna's magnetic face is free from metal debris and / or dirt
- Antenna is to be mounted in a way that the cable between antenna and door seal is tight

##### Attention

Adhesion up to 200km/h can only be guaranteed if mounting instructions are strictly observed

##### Sketch #1 - Select Mounting Location



[www.te.com/hirschmann-mobility](http://www.te.com/hirschmann-mobility)

[hirschmann-mobility@te.com](mailto:hirschmann-mobility@te.com)

TE, TE Connectivity, TE connectivity (logo), and EVERY CONNECTION COUNTS are trademarks.  
Hirschmann is a trademark.

IRIDIUM is a trademark.

The information given herein, including drawings, illustrations and schematics which are intended for illustration purposes only, is believed to be reliable. However, TE Connectivity makes no warranties as to its accuracy or completeness and disclaims any liability in connection with its use. TE Connectivity's obligations shall only be as set forth in TE Connectivity's Standard Terms and Conditions of Sale for this product and in no case will TE Connectivity be liable for any incidental, indirect or consequential damages arising out of the sale, resale, use or misuse of the product. Users of TE Connectivity products should make their own evaluation to determine the suitability of each such product for the specific application.

© 2019 TE Connectivity Ltd. family of companies All Rights Reserved.