

FIGURE 2

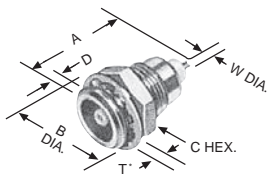


FIGURE 9

K-LOC

Cat. No.	Fig.	Description	Dimensions		Finish	Net Price
			A	B		
STRAIGHT PLUG—WEATHERPROOF K-GRIP, JR. CONSTRUCTION						
1075-1	2	Crimp contact	1.37 (34.8)	0.27 (6.9)	TR-5	\$66.11
RECEPTACLES						
1074-1	9	Front Mounting, Bulkhead	0.61 (15.5)	0.40 (10.2)	TR-5	76.22

Note: TR-5 Tarnish & Corrosion Resistant Finish.

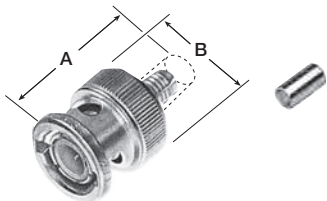


FIGURE 6

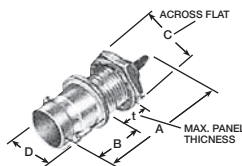


FIGURE 27

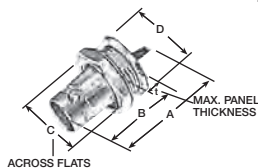


FIGURE 28

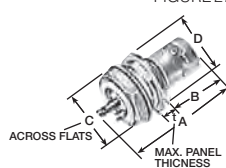


FIGURE 31

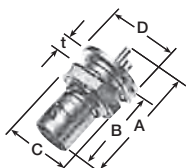


FIGURE 33




FIGURE 62

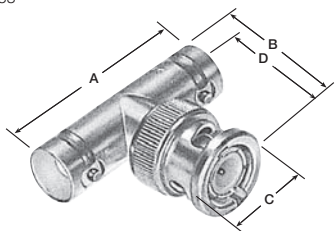



FIGURE 66

BNC K-GRIP, JR. CONSTRUCTION

Cat. No.	Fig.	Description	Dimensions		Cable Group	Net Price
			A	B		
PLUGS, TR-5 TARNISH AND CORROSION RESISTANT FINISH						
KC-59-152	6	Crimp contact	0.94 (23.9)	0.56 (14.2)	B1	\$16.01
BULKHEAD RECEPTACLES, TR-5 TARNISH AND CORROSION RESISTANT FINISH						
KC-79-131	27	Front mount	1.19 (30.2)	0.47 (11.9)	—	20.08
KC-79-179	28	Rear mount	1.04 (26.4)	0.73 (18.5)	—	52.03
KC-79-197	31	Gold contact, front mount	1.06 (26.9)	0.52 (13.2)	—	61.01
KC-79-150	33	Isolated ground, rear mount	1.06 (26.9)	0.73 (18.5)	—	47.99



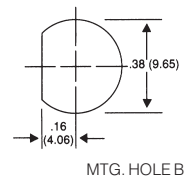
BNC PLUGS K-GRIP, JR. CONSTRUCTION

Cat. No.	Description	Dimensions		Cable Type	Net Price
		A	B		
TR-5 TARNISH & CORROSION RESISTANT FINISH					
KC-59-294	Crimp & captive contact	27.9	14.2	59U	\$51.99
KC-59-299	Crimp & captive contact	27.9	14.2	Beldon 8281	51.99

*NOTE: Dimensions are given in mm.



FIGURE 27



MTG. HOLE B

BNC BULKHEAD RECEPTACLES

Cat. No.	Description	Dimensions				Net Price
		A	B	C	D	
TR-5 TARNISH & CORROSION RESISTANT FINISH						
KC-79-35	Front Mount	26.9	11.9	12.7	12.7	\$10.61
SILVER FINISH						
UG-1094/U	Front Mount	26.9	11.9	12.7	12.7	10.47

*NOTE: Dim. are given in mm.




FIGURE 62

BNC ADAPTERS WITHIN SERIES

Cat. No.	Adapter Ends	Dimensions				Net Price
		A	B	C	D	
SILVER FINISH, FIG. 62						
UG-914/U	Jack/Jack	32.5	11.2	—	—	\$28.30

*NOTE: Dimensions are given in mm.

KINGS TRUE 75 OHM BNC CONNECTORS

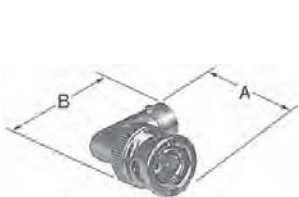
BNC 75 ohm connectors are BNC connectors with a reduced dielectric and reduced O.D. or centre contacts to achieve 75 ohms. They will mate with 50 ohm BNC connectors with no damage. All the connectors in this group have captive centre contacts. The same crimp tool is used for both the 50 and 75 ohm connectors. All BNC connectors listed, except where noted, are recognized under the Component Program of Underwriters Laboratories, Inc. Voltage rating: 500 volts rms. Frequency range: 0-2 GHz. **ENVIRONMENTAL:** Vibration: MIL-STD-202 Method 204, Test Cond. B. Shock: MIL-STD-202 Method 213, Test Cond. B. Corrosion (salt spray): MIL-STD-202 Method 101, Test Cond. B. Moisture resistance: MIL-STD-202 Method 106. Temperature range: PTFE insulators: -85° to 329°F (-65°C to +165°C). **MATERIAL:** Bodies and Fittings: Brass, ASTM-B-16. **FINISHES:** Gold plated over copper. Bodies and Fittings: Tarnish resistant alloy electrodeposit finish.



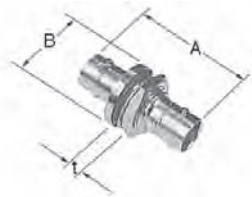
75 OHM BNC PLUGS

Cat. No.	Use With Belden Cable	Dimensions (mm)		Crimp Die	Net Price
		A	B		
2065-1-9	8279, 8279A, 9209, 9209A, 9244, 82241, 88241	27.9	14.2	KTH-2261	\$5.34
2065-11-9	1164A, 1164B, 1167B, 1263A, 1406B, 1407B, 1417, 1818B, 1865A, 8218	25.1	14.2	KTH-2025	4.74
2065-2-9	1426A, 1505A, 8212, 8241F, 9100, 9110, 9165, 9171, 9240, 9259, 9265, 9274, 9275, 9659	27.9	14.2	KTH-2261	4.87
2065-15-9	2881, 9141, 8281B, 88281, 8281F	27.9	14.5	KTH-2119	3.23
2065-7-9	8241, 8241A	27.9	14.2	KTH-2261	5.07
2065-10-9	9248, 1694A	27.9	14.5	KTH-2250	4.87

Note: For crimp dies shown in table above, use KTH-1000 crimp tool shown in Kings connector section.



2029-20-9



2029-9-9
2029-15-9
2029-16-9



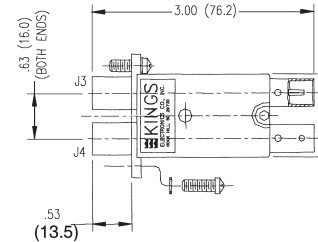
MOUNTING HOLE FOR 2029-9-9

75 OHM ADAPTERS WITHIN SERIES

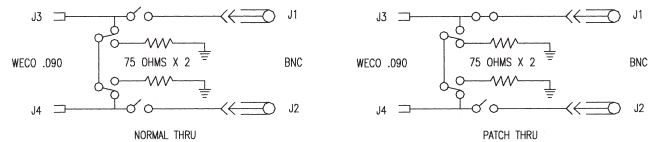
Cat. No.	Adapter Ends	Dimensions (mm)			Net Price
		A	B	t	
BULKHEAD					
2029-9-9	Jack-Jack	32.5	17.5	4.0	\$45.68
2029-15-9	Jack-Jack	32.5	—	—	33.56
2029-16-9	Jack-Plug-Jack	32.5	26.9	—	33.56
RIGHT ANGLE					
2029-20-9	Jack-Plug	22.2	22.9	—	67.11



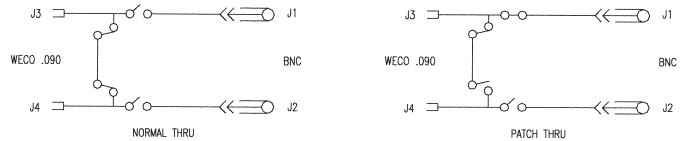
7750 SERIES STANDARD SIZE DUAL VIDEO JACKS



SCHEMATICS



P/N 7750-2 AND 7750-5
DUAL NORMAL TERMINATED
(INTERNALLY WITH RESISTOR 75 OHMS +/-5%)



P/N 7750-3 AND 7750-6
DUAL NORMAL UNTERMINATED



P/N 7750-4 AND 7750-7
DUAL FEED THRU MODE

KINGS 7780 SERIES HIGH FREQUENCY (4.3 GHz PLUS) STANDARD SIZE DUAL VIDEO JACKS

Kings high definition 7780 series of video jacks have been designed to meet SMPTE 292 requirements and include the same proven reliability of its predecessors, the 7500 series and the high frequency 7730 series video jacks. Kings 7780 series of video jacks mate with standard size (.37 diameter) patch plugs with W.E. .090" centre pins. Mechanical life: 30,000 cycles min. Temperature range: -40°C to +85°C. **MATERIAL:** Contacts: beryllium copper, gold plated. Housing finish: nickel plate.

Cat. No.	Description	Net Price
7780-2	HD Dual normal terminated	\$82.69
7780-3	HD Dual normal	78.06
7780-4	HD Dual feed through	75.01



BNC Twist-On Connectors



BNC/TNC & UHF FIELD INSTALLABLE CONNECTORS HERE'S A NEW TWIST-ON COAXIAL CONNECTION THAT'S SECONDS TO DONE

40 SECONDS. That's all the time it takes to terminate coaxial cables with these unique new Twist-On series of connectors from B & L.

1. To install the one piece connector, just trim the cable.
2. Insert the center conductor into the rear of the conductor body.
3. And twist the conductor onto the cable.

Completely re-usable. Available in BNC/TNC, UHF and "F" types. No special tools needed. One piece design. All connectors are plated brass.

ELECTRICAL CHARACTERISTICS

Nominal Impedance 50 ohms and 75 ohms. Working Voltage 500 VRMS at sea level. Contact Resistance: Outer Contact .2 Milliohms. Center Contact 1.5 Milliohms. Insulation Resistance 5000 Megohms min. Dielectric Withstanding Voltage 1500 Volts, RMS.

Cat. No.	RG/U Size or Description	Net Price
CRIMP TOOL		
DCC1113	58, 59, 62	\$198.00
CCC9066	9066, 9248, 59L, 6M	207.14
DCC0009	Min. Crimp	113.00


CHASSIS MOUNT RECEPTACLES

Cat. No.	A*	B*	Impedance	Net Price Each		
				1-24	25-99	100-Up
BNC1094A	1-3/16"	23/32"	50 ohm	\$2.03	\$1.52	\$1.33
BNC1094	1-1/16"	19/32"	50 ohm	1.74	1.31	1.14
BNC1094A-75	1-3/16"	23/32"	75 ohm	2.50	1.87	1.63
BNC1094-75	1-1/16"	19/32"	75 ohm	2.24	1.68	1.46

Add -G for grounding lug

A* = Total Overall Length

B* = Taken From Front Face to Back of Mounting Flange



BNC AND TNC ADAPTERS 50 & 75 OHM

Cat. No.	Impedance	Net Price Each		
		1-24	25-99	100-Up
BNC CONNECTORS				
BNC90-1	50 Ohm	\$4.32	\$3.24	\$2.82
BNC97-1	75 Ohm	6.06	4.54	3.96
BNC100-1	50 Ohm	6.34	4.76	4.15
BNC107-1	75 Ohm	8.89	6.67	5.81
BNC110-1	50 Ohm	7.46	5.60	4.88
BNC110-2	50 Ohm	10.14	7.61	6.63
TNC CONNECTORS				
TNC90-1	50 Ohm	5.02	3.76	3.28
TNC97-1	75 Ohm	6.99	5.25	4.57
TNC100-1	50 Ohm	7.70	5.67	4.86
TNC107-1	75 Ohm	9.93	7.45	6.49



50 OHM CRIMP BNC AND TNC STRAIGHT PLUGS

Cat. No.	RG/U Size or Description	Net Price
BNC CONNECTORS		
COBNC10-6	6/U	\$4.03
COBNC10-58	58, 8219, 8240, 8259, 8262, 9201, 9310, 9311	3.12
COBNC10-58T	TFE58 PLENNUM, 82240, 88240	3.12
COBNC10-59/62	59, 62, 8221, 8241, 8241A, 8241F, 8263, 9165, 9171, 9244, 9259, 9265, 9659	3.12
COBNC10-59M	MATV59, 1426A, 1505A, 8212, 9100, 9240, 9274, 9275	3.12
COBNC10-59T	TFE59 PLENNUM, 8279, 8279A, 9209, 9209A, 82241	3.12
COBNC10-62T	TFE62 PLENNUM	3.12
COBNC10-8281	1163A, 8281, 8281B, 8281F, 9141, 9231	4.03
COBNC10-21/597	1164B, 1167B, 1263B, 1406B, 1407B, 1417B, 1418B, 9170, ESSEX 21-597	4.03
TNC CONNECTORS		
COTNC10-6	6/U	4.45
COTNC10-58	58, 8219, 8240, 8259, 8262, 9201, 9310, 9311	3.48
COTNC10-58T	TFE58 PLENNUM, 82240, 88240	3.48
COTNC10-59/62	59, 62, 8221, 8241, 8241A, 8241F, 8263, 9165, 9171, 9244, 9259, 9265, 9659	3.48
COTNC10-59T	TFE59 PLENNUM, 8279, 8279A, 9209, 9209A, 82241	3.48
COTNC10-62T	TFE62 PLENNUM	3.61
COTNC10-8281	1163A, 8281, 8281B, 8281F, 9141, 9231	4.45
COTNC10-21/597	1164B, 1167B, 1263B, 1406B, 1407B, 1417B, 1418B, 9170, ESSEX 21-597	4.45

B & L Coaxial Connectors

75 OHM CRIMP BNC AND TNC STRAIGHT PLUGS

Cat. No.	RG/U Size or Description	Net Price
BNC CONNECTORS		
COBNC17-6	6/U	\$5.64
COBNC17-6M	1694A	4.34
COBNC17-59/62	59, 62, 9171, 9244, 9259, 9659	4.32
COBNC17-59M	MATV59, 1426A, 1505A, 8212, 9100, 9240, 9274, 9275	4.32
COBNC17-59T	TFE59 PLENNUM, 8279, 8279A, 9209, 9209A, 82241	4.32
COBNC17-62T	TFE62 PLENNUM	4.32
COBNC17-734A	734A (ALL TYPES)	4.50
COBNC17-735A	735A (ALL TYPES)	4.34
COBNC17-8281	1163A, 8281, 8281B, 8281F, 9141, 9231, ACL1060	5.64
COBNC17-21/597	1164B, 1167B, 1263B, 1406B, 1407B, 1417B, 1418B, 9170, ESSEX 21-597	5.64
TNC CONNECTORS		
COTNC17-6	6/U	6.21
COTNC17-59/62	59, 62, 9165, 9171, 9244, 9259, 9659	4.89
COTNC17-59T	TFE59 PLENNUM, 8279, 8279A, 9209, 9209A, 82241	4.89
COTNC17-62T	TFE62 PLENNUM	4.89
COTNC17-8281	1163A, 8281, 8281B, 8281F, 9141, 9231, ACL1060	6.21
COTNC17-21/597	1164B, 1167B, 1263B, 1406B, 1407B, 1417B, 1418B, 9170, ESSEX 21-597	6.21



50 OHM CRIMP BNC AND TNC STRAIGHT JACKS

Cat. No.	RG/U Size or Description	Net Price
BNC CONNECTORS		
COBNC30-6	6/U	\$4.76
COBNC30-58	58, 8219, 8240, 8259, 8262, 9201, 9310, 9311	3.80
COBNC30-58T	TFE58 PLENNUM, 82240, 88240	3.80
COBNC30-59/62	59, 62, 8221, 8241, 8241A, 8241F, 8263, 9165, 9171, 9244, 9259, 9265, 9659	3.80
COBNC30-59M	MATV59, 1426A, 1505A, 8212, 9100, 9240, 9274, 9275	3.80
COBNC30-59T	TFE59 PLENNUM, 8279, 8279A, 9209, 9209A, 82241	3.80
COBNC30-62T	TFE62 PLENNUM	3.80
COBNC30-8281	1163A, 8281, 8281B, 8281F, 9141, 9231	4.76
COBNC30-21/597	1164B, 1167B, 1263B, 1406B, 1407B, 1417B, 1418B, 9170, ESSEX 21-597	4.76
TNC CONNECTORS		
COTNC30-6	6/U	5.15
COTNC30-58	58, 8219, 8240, 8259, 8262, 9201, 9310, 9311	4.19
COTNC30-58T	TFE58 PLENNUM, 82240, 88240	4.19
COTNC30-59/62	59, 62, 8221, 8241, 8241A, 8241F, 8263, 9165, 9171, 9244, 9259, 9265, 9659	4.19
COTNC30-59T	TFE59 PLENNUM, 8279, 8279A, 9209, 9209A, 82241	4.19
COTNC30-62T	TFE62 PLENNUM	4.19
COTNC30-8281	1163A, 8281, 8281B, 8281F, 9141, 9231	5.15
COTNC30-21/597	1164B, 1167B, 1263B, 1406B, 1407B, 1417B, 1418B, 9170, ESSEX 21-597	5.15

75 OHM CRIMP BNC AND TNC STRAIGHT JACKS

Cat. No.	RG/U Size or Description	Net Price
BNC CONNECTORS		
COBNC37-6	6/U	\$5.90
COBNC37-59/62	59, 62, 9165, 9171, 9244, 9259, 9659	4.58
COBNC37-59M	MATV59, 1426A, 1505A, 8212, 9100, 9240, 9274, 9275	4.58
COBNC37-59T	TFE59 PLENNUM, 8279, 8279A, 9209, 9209A, 82241	4.58
COBNC37-62T	TFE62 PLENNUM	4.58
COBNC37-8281	1163A, 8281, 8281B, 8281F, 9141, 9231, ACL1060	5.90
COBNC37-21/597	1164B, 1167B, 1263B, 1406B, 1407B, 1417B, 1418B, 9170, ESSEX 21-597	5.90
TNC CONNECTORS		
COTNC37-6	6/U	6.21
COTNC37-59/62	59, 62, 9165, 9171, 9244, 9259, 9659	4.89
COTNC37-59T	TFE59 PLENNUM, 8279, 8279A, 9209, 9209A, 82241	4.89
COTNC37-62T	TFE62 PLENNUM	4.89
COTNC37-8281	1163A, 8281, 8281B, 8281F, 9141, 9231, ACL1060	6.21
COTNC37-21/597	1164B, 1167B, 1263B, 1406B, 1407B, 1417B, 1418B, 9170, ESSEX 21-597	6.21

MINI-COAX CRIMP CONNECTORS AND MANY OTHER STANDARD SIZES
AVAILABLE IN 50 & 75 OHM IMPEDANCES.



BNC AND TNC RESISTOR TERMINATORS

Cat. No.	RG/U Size or Description	Net Price Each		
		1-24	25-99	100-Up
BNC CONNECTORS				
BNC10-50T	50 ohm +/-1%	\$5.41	\$4.06	\$3.54
BNC10-75T	75 ohm +/-1%	5.41	4.06	3.54
BNC10-93T	93 ohm +/-1%	5.41	4.06	3.54
TNC CONNECTORS				
TNC10-50T	50 ohm +/-1%	5.82	4.37	3.81
TNC10-75T	75 ohm +/-1%	4.48	3.58	3.36
TNC10-93T	93 ohm +/-1%	4.48	3.58	3.36

Note: Custom resistances available.



50 OHM TWIST-ON BNC AND TNC STRAIGHT PLUGS

Cat. No.	RG/U Size or Description	Net Price
BNC CONNECTORS		
TOBNC10-6M	MATV6/U, 1694A, 9114, 9248, 82281, 88281	\$3.93
TOBNC10-58	58, 1506A, 8240, 9201, 9310, 88241	3.80
TOBNC10-58T	TFE58 PLENNUM	4.00
TOBNC10-59/62	59, 62, 1426A, 1505A, 8212, 8221, 8241, 8241A, 8263, 9100, 9240, 9244, 9274, 9275, MATV59	3.64
TOBNC10-59T	TFE59 PLENNUM, 9209, 9209A, 82248	3.02
TOBNC10-62T	TFE62 PLENNUM	3.93
TOBNC10-8281	8281, 8281B, 8281F, 1163A, 9141, 9231, ACL1060	3.80
TNC CONNECTORS		
TOTNC10-6M	MATV6/U, 1694A, 9114, 9248, 82281, 88281	4.32
TOTNC10-58	58, 1506A, 8240, 9201, 9310, 88241	4.19
TOTNC10-58T	TFE58 PLENNUM	4.32
TOTNC10-59/62	59, 62, 1426A, 1505A, 8212, 8221, 8241, 8241A, 8263, 9100, 9240, 9244, 9274, 9275, MATV59	4.06
TOTNC10-59T	TFE59 PLENNUM, 9209, 9209A, 82248	4.32
TOTNC10-62T	TFE62 PLENNUM	4.32
TOTNC10-8281	8281, 8281B, 8281F, 1163A, 9141, 9231, ACL1060	4.19

75 OHM TWIST-ON BNC AND TNC STRAIGHT PLUGS

Cat. No.	RG/U Size or Description	Net Price
BNC CONNECTORS		
TOBNC17-6M	MATV6/U, 9114, 9248, 82281, 88281, 8241A	\$5.49
TOBNC17-59/62	59, 62, 1426A, 1505A, 8212, 8221, 8241, 8263, 9100, 9240, 9244, 9274, 9275, MATV59	3.83
TOBNC17-59T	TFE59 PLENNUM, 9209, 9209A, 82248	5.49
TOBNC17-62T	TFE62 PLENNUM	5.49
TOBNC17-1694A	1694A	8.12
TOBNC17-8281	8281, 8281B, 8281F, 1163A, 9141, 9231, ACL1060	5.49
TNC CONNECTORS		
TOTNC17-6M	MATV6/U, 9114, 9248, 82281, 88281, 8241A	6.06
TOTNC17-59/62	59, 62, 1426A, 1505A, 8212, 8221, 8241, 8263, 9100, 9240, 9244, 9274, 9275, MATV59	4.26
TOTNC17-59T	TFE59 PLENNUM, 9209, 9209A, 82248	6.06
TOTNC17-62T	TFE62 PLENNUM	6.06
TOTNC17-8281	8281, 8281B, 8281F, 1163A, 9141, 9231, ACL1060	9.08




SINGLE-PIECE, RFI-TIGHT, COMPRESSION BNC

FEATURES: Optimized RF performance: < 0.2dB IL, >30dB RL, >100dB RFI to 1GHz. Optimized L-Band performance: < 0.2dB IL @ 2150 MHz, >20dB RL to 2150MHz, >100dB RFI to 2150 MHz. Ideal for CATV headend environments. Cable prep tool helps to make installation more efficient and reliable.

Cat. No.	Cable Description	Net Price Each		
		1-24	25-99	100-Up
CMBNC17-59MR	Belden 9167 and 1505A	\$11.70	\$7.40	\$5.10
CMBNC17-59RQ	CommScope HEC2 Times Fiber 02240, 02241, 02245	11.70	7.40	5.10

Pomona Electronics



1296

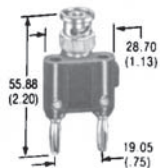


1452

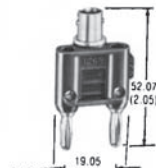
STANDARD DOUBLE BINDING POSTS TO BNC MALE OR FEMALE

Permits single or double banana plugs to be with equipment having a BNC male or female. **UPPER:** Double binding post with captive thumb nut. Brass, nickel plated. Accepts standard banana plugs. Polycarbonate insulation. **INSULATION:** ABS. **LOWER:** BNC male or female. Impedance: 50 Ohms. **RATING:** Operating voltage: 500 VRMS max., +50°C. (+122°F.) max.

Cat. No.	Body Colour	Binding Post	Net Price
1296	Black	One Red, One Black	\$14.75
1452	Black	One Red, One Black	12.37



1270




1269

BNC MALE OR FEMALE TO DOUBLE BANANA PLUG

Permits BNC male or female to be used with equipment having banana jacks. Cross holes 4.22mm (.166) dia. in body provide side stackup connections. **UPPER:** BNC male or female. Impedance: 50 Ohms. **INSULATION:** ABS. **LOWER:** Double banana plug. Body, brass. Spring, one piece heat treated beryllium copper, nickel plated. **RATING:** Operating voltage: 500 VRMS max., +50°C. (+122°F.) max.

Cat. No.	BNC	Colour	Net Price
1270	Male	Black	\$11.56
1269	Female	Black	7.89

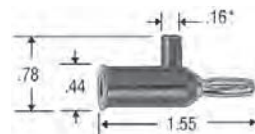


SOLDERLESS STACKUP BANANA PLUG

Internal setscrew holds wire firmly. Accepts standard banana plug, fits standard (.166 dia.) banana jack. Accepts 18-22 AWG wire. **MATERIAL:** Banana Plug/Jack: Brass; Spring: Heat Treated Beryllium Copper; Plating: Nickel. **INSULATION:** ABS. **RATING:** 5000 VDC, 15 Amps, +50°C (+122°F.) Max.

Cat. No.	Colour	Pkg. Qty.	Net Price Per Pkg.
1325-0	Black	10	\$1.71

NOTE: For other colours replace suffix 1325-0 in Cat. No. with 1 = Brown, 2 = Red, 3 = Orange, 4 = Yellow, 5 = Green, 6 = Blue, 7 = Violet, 8 = Grey, 9 = White.



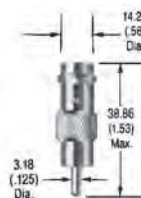
*Max. Insulation dia.

SOLDERLESS STACKUP BANANA PLUG WITH SAFETY COLLAR

Features integral safety collar that insulates exposed wire leads. Wire firmly held in place with internal setscrews, eliminates soldering, simplifies assembly of test leads. **UPPER:** Banana Jack, 4.2 (.166) dia. brass. **LOWER:** Banana Plug. Spring, one piece heat treated beryllium copper. Fits standard banana jack. **RATING:** 5000 VDC, 15 amps, +50°C. (+122°F.). **MATERIAL:** Nickel plated. **INSULATION:** ABS.

Cat. No.	Colour	Pkg. Qty.	Net Price Per Pkg.
1825-0	Black	10	\$1.71


NOTE: For other colours replace suffix 1825-0 in Cat. No. with 1 = Brown, 2 = Red, 3 = Orange, 4 = Yellow, 5 = Green, 6 = Blue, 7 = Violet, 8 = Grey, 9 = White.



BNC FEMALE TO PHONO PLUG

Permits BNC male to be used with equipment having phono jacks. **UPPER:** BNC female. Nickel plated center contact. Impedance: 50 ohms. **LOWER:** Phono plug. Brass, nickel plated. **RATING:** Operating voltage: 500 VRMS max., +102°C. (+216°F.) max.

Cat. No.	Net Price
5319	\$7.32



BNC FEMALE TO WE-310 PHONE PLUG

Permits BNC male to be used with equipment having three circuit phone jacks. Readily adapts equipment to available BNC coaxial cables. Tip connected to inner contact of connector and ring connected to shell. Sleeve, no connection. **UPPER:** BNC female. Impedance: 50 ohms. **INSULATION:** ABS. **LOWER:** Phone plug, PJ-051 (equivalent to WE-310). **RATING:** 500 V peak, +50°C. (+122°F.) max.

Cat. No.	Colour	Net Price
2798	Black	\$24.69




DO-IT-YOURSELF IN-LINE SHEATHED BANANA PLUGS AND JACKS

Safety-rated plugs and jacks for use with any wire from 22 to 18 AWG with flexible insulation. Assemble with common hand-tools. Plugs fit most DMM jacks and DMM test leads to make up your own banana plug or jack test lead or jumper.

MATERIAL: Nickel-plated brass and beryllium copper. Rating: CAT II 300V, 15A.

Mates with panel jacks: 6387 and 6388.

Cat. No.	Colour	Net Price
BANANA PLUGS		
6383-0	Black	\$2.76
6383-2	Red	2.76
6383-02	Black and Red	5.26
JACKS		
6384-0	Black	3.01
6384-2	Red	3.01
6384-02	Black and Red	5.71



COMPONENT MOUNTING BOX, BNC MALE TO BNC FEMALE

Blue Enamel die Cast aluminum Box, 2.25" L x 1.38" W x 1.13" D. **1ST END:** BNC Male with solder turret terminal screws. Nominal impedance: 50 ohms. **2ND END:** BNC Female with solder turret terminal screws. Nominal impedance: 50 ohms. (Supplied with cover and cover screws). **RATING:** Operating voltage: 500 VRMS max.; +150°C. (+302°F) max.

Cat. No.	Body Colour	Net Price
3231	Blue	\$33.31




COMPONENT MOUNTING BOX, BNC FEMALE TO BNC MALE

Blue Enamel die Cast aluminum Box, 2.25" L x 1.13" W x .88" D. **1ST END:** BNC Female with solder terminal screws. Nominal impedance: 50 ohms. **2ND END:** BNC Male with solder turret terminal screws. Nominal impedance: 50 ohms. (Supplied with cover and screws.) **RATING:** 500VRMS max., +150°C (+302°F) max.

Cat. No.	Body Colour	Net Price
2391	Blue	\$31.61



2391



2397/2400


SIZE A ALUMINUM BOXES WITH COVERS

Cat. No.	Finish	Dimensions LxWxD	Net Price
2397	Blue Baked Enamel	2.25" x 1.13" x .88"	\$9.62
2400	None	2.25" x 1.13" x .88"	8.11

BNC MALE/FEMALE CONNECTORS

2391	Blue Baked Enamel	2.25" x 1.13" x .88"	31.61
------	-------------------	----------------------	-------

NOTE: Cover and screws included with all boxes.



2417/2428



3230



3231

SIZE B ALUMINUM BOXES WITH COVERS

Cat. No.	Finish	Dimensions LxWxD	Net Price
2417	Blue Backed Enamel	2.25" x 1.38" x 1.13"	\$9.23
2428	None	2.25" x 1.38" x 1.13"	8.56


BNC FEMALE/FEMALE CONNECTORS

3230	Blue Baked Enamel	2.25" x 1.38" x 1.13"	27.58
------	-------------------	-----------------------	-------

BNC MALE/FEMALE CONNECTORS

3231	Blue Baked Enamel	2.25" x 1.38" x 1.13"	33.31
------	-------------------	-----------------------	-------

NOTE: Cover and screws included with all boxes.



REPLACEMENT TEST LEAD SETS

Each set contains two test probes with silicone insulated leads, one black and one red. Comfort-grip overmolded probes. Convenient 48 inch length. Variety of tip styles. Fit most Fluke, Tektronix, HP, Wavetek, Amprobe, and Keithley meters. Conforms to IEC1010-2-031, Overvoltage Category III, 1000V. Max. current 10 Amps.

Cat. No.	Probe Tip	Net Price
RIGHT ANGLE PLUGS		
5519A*	Precision .080 Dia.	\$14.33
5898	Stainless Steel	14.76

NOTE: 5519A is the best choice for μ V measurements.

*Denotes UL.



BNC RESISTOR TERMINATED MALE PLUG

Ideal for terminating coaxial lines. 1%, 1/2 watt, deposited carbon resistor. 88.9mm (3.5) bead chain with 3.56mm (.14) dia. hole in lug. Resistance value marked on white nylon anti-roll sleeve. **SHELL:** Brass, tarnish resistant plated. **INSULATION:** Teflon. **CENTRE CONTACT:** Brass, gold plated. **RATING:** Operating voltage: 350 VDC max; Frequency range: DC to 500 MHz; Power: 1/2W @ 70°C. max.


Cat. No.	Resist. in Ohms	Net Price
3840-50	50	\$7.53
3840-75	75	13.83



BNC FEED-THRU TERMINATION

Ideal for terminating pulse, microwave or UHF instruments in their characteristic impedance. Termination carbon film resistor, deposited over ceramic core, 2%, 2W. Resistance value marked on white nylon anti-roll sleeve. **SHELL:** Brass, tarnish resistant plated. **INSULATION:** Teflon. **CENTRE CONTACT:** Male, brass. Female, beryllium copper. Gold plated. **RATING:** Frequency Range: DC to 500 MHz, +102°C. (+216°F.) max.

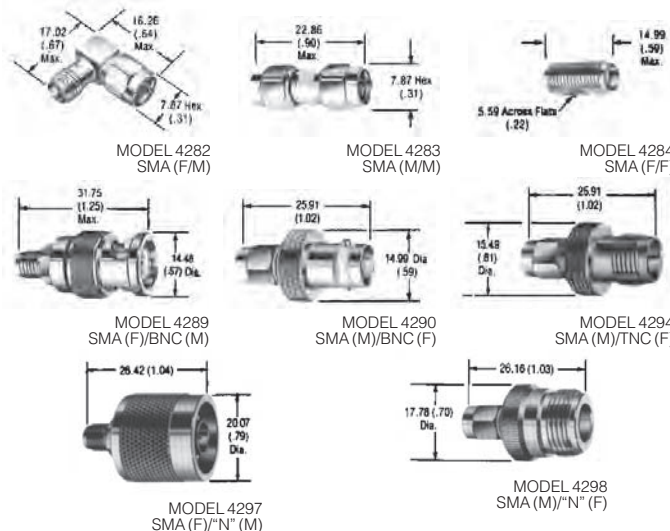
Cat. No.	Ohms	Net Price
4119-50	50	\$38.22
4119-75	75	61.89



BNC 50 OHM ATTENUATOR

50Ω impedance. Metal film resistor attenuator. **RATING:** 2W Avg. @ 25°C.

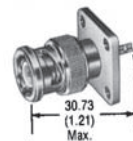
Cat. No.	dB	Net Price
4108-3dB	3dB	\$76.38
4108-6dB	6dB	76.38
4108-10dB	10dB	76.38
4108-14dB	14dB	76.38
4108-20dB	20dB	76.38



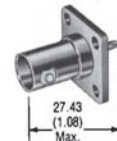
SMA ADAPTERS

These SMA adapters meet the requirements of MIL-A-55339. The 50 ohms sub-miniature series R.F. connectors are especially adaptable to microwave component applications such as couplers, dividers and mixers. Thread SMA Male: 1/4-36 UNS-2B, SMA Female: 1/4-36 UNS-2A. **SHELL:** SMA, beryllium copper. **INSULATION:** Teflon. **CENTRE CONTACTS:** Male, brass. Female, beryllium copper. **FINISH:** gold plated. **RATING:** Operating voltage: 335 VRMS max., -65°C. (-85°F.) to +165°C. (+329°F). **IMPEDANCE:** 50 ohms.

Cat. No.	Description	Net Price
4282	SMA (f/m)	\$11.59
4283	SMA (m/m)	10.14
4284	SMA (f/f)	9.94
4289	SMA (f)/BNC (m)	9.56
4290	SMA (m)/BNC (f)	9.39
4294	SMA (m)/TNC (f)	10.54
4297	SMA (f)/N (m)	19.03
4298	SMA (m)/N (f)	18.77



2447



2451

PANEL BULKHEAD RECEPTACLES

SHELL: Brass, tarnish resistant plated. **INSULATION:** Teflon. **CENTRE CONTACT:** Male, brass. Female, beryllium copper. (UHF, brass). Gold plated. **RATING:** 500 VRMS max. -65°C. (-85°F.) to +165°C. (+329°F). **IMPEDANCE:** 50 ohms.

Cat. No.	Type	Net Price
2447	BNC (m)	\$11.12
2451	BNC (f)	6.58



UNIVERSAL ADAPTER KIT

This unique kit allows you to make your own adapter combinations. Adapter ends are joined with coupling nut. Simply choose your own combinations. Features gold plated center contacts and silver plated bodies. Kit Contains 2 pcs each: BNC Female, TNC Male, TNC Female, SMA Male, SMA Female, "N" Male, "N" Female. 1 each: Double Banana Plug and Double Banana Jack. Kit also contains 4 Coupling Nuts.

Cat. No.	Net Price
5698	\$158.02