



Broad Band EMI Ferrite

Split / Snap-on Cores in Plastic Cases for Round Cables & Wiring Harnesses

For retrofit and post-assembly operations, Steward offers a selection of "split" cores. Similar in performance to Steward's one piece core designs, these split ferrite cores provide excellent common and differential mode EMI suppression on round cable and wire assemblies. Black or white plastic snap-on cases provide secure closure of the split cores onto the cable.

Steward PART NUMBERING SYSTEM						*0 (white case)	Lower Broad Band Material is 27
<u>28</u>	<u>A</u>	<u>0350</u>	<u>-</u>	<u>0</u>	<u>B</u>	*2 (black case)	
MATERIAL TYPE	PRODUCT CODE	PART SIZE CODE	SELECTED DIMENSION CODE	ADDITIONAL PART DESCRIPTION	PLASTIC CASE COLOR CODE		Broad Band High Performance Material is 28
							High Frequency Material is HF

PART NUMBER	Figure # on back	PLASTIC CASE DIMENSIONS mm (inches)				Maximum Cable Diameter mm (inches)	Typical Impedance (Z) in Ohms (Ω)			Steward Solid Cylindrical Core Similar Parts (for reference)
		A	B	C	D		@ 25 MHz	@ 100 MHz	@ 300 MHz	
28A0350-0B2	1	13.00 (0.511)	3.50 (0.138)	25.20 (0.992)	11.50 (0.453)	3.50 (0.138)	100	240	400	28B0472-090
28A0392-0A*	1	12.90 (0.508)	5.40 (0.214)	29.10 (1.145)	12.30 (0.485)	4.75 (0.187)	75	170	320	28B0375-300
28A0434-0A2	4	14.70 (0.579)	5.25 (0.211)	43.00 (1.145)	14.70 (0.579)	5.05 (0.119)	111	277	449	28B0434-000
28A0592-0A2	4	18.75 (0.738)	5.00 (0.198)	53.40 (2.105)	18.75 (0.738)	4.40 (0.137)	261	575	688	28B0592-000
28A0593-0A2	4	18.75 (0.738)	6.75 (0.266)	52.90 (2.083)	18.75 (0.738)	6.50 (0.256)	249	471	560	28B0591-200
28A0640-0A*	1	19.20 (0.755)	9.10 (0.357)	40.40 (1.590)	20.80 (0.819)	8.95 (0.352)	105	240	390	28B0631-100
28A2024-0A*	2	29.00 (1.142)	13.00 (0.512)	32.50 (1.280)	29.60 (1.165)	12.85 (0.506)	130	280	440	28B1020-100
28A2025-0A*	2	18.20 (0.718)	7.00 (0.279)	32.50 (1.280)	18.40 (0.724)	6.45 (0.254)	130	320	510	28B0562-200
28A2026-0A2	1	21.00 (0.828)	8.10 (0.320)	41.70 (1.641)	21.00 (0.828)	6.45 (0.254)	95	270	460	28B0562-200
28A2029-0A*	2	21.75 (0.857)	10.00 (0.394)	32.65 (1.285)	21.85 (0.860)	9.95 (0.392)	95	250	420	28B0734-000
28A2432-0A2	3	19.20 (0.756)	8.20 (0.323)	19.90 (0.783)	-	8.05 (0.317)	62	160	300	28B0672-000
28A2736-0A2	1	19.70 (0.709)	9.00 (0.354)	35.10 (1.380)	18.00 (0.709)	8.90 (0.350)	120	220	360	28B0631-100
28A3039-0A2	3	24.55 (0.967)	10.20 (0.402)	13.60 (0.535)	-	10.15 (0.400)	55	130	250	28B0735-300
28A3851-0A2	1	30.00 (1.181)	13.00 (0.512)	33.70 (1.327)	30.00 (1.181)	12.85 (0.506)	150	260	410	28B1020-100
28A4155-0A2	3	28.80 (1.134)	13.60 (0.535)	15.40 (0.606)	-	13.55 (0.533)	50	120	230	28B0825-100
28A5131-0A2	5	56.64 (2.226)	19.50 (0.768)	45.00 (1.772)	56.63 (2.230)	25.40 (1.000)	187	425	533	28B2000-100
28A5776-0A2	2	29.40 (1.157)	19.85 (0.781)	42.30 (1.665)	29.60 (1.165)	19.00 (0.748)	115	210	360	28B1250-000

A selection of Lower Broad Band Material (27) parts is listed on the Steward website.

High Frequency Cores are listed on the back page.

- * - 0A0 = White Plastic Snap On Case
- * - 0A2 = Black Plastic Snap On Case

HIGH FREQUENCY SPLIT SNAP-ON FERRITE EMI CORES IN PLASTIC CASES

PART NUMBER	Figure #	PLASTIC CASE DIMENSIONS mm (inches)				Maximum Cable Diameter mm (inches)	Typical Impedance (Z) in Ohms (Ω)			Steward Solid Cylindrical Core Similar Parts (for reference)
		A	B	C	D		@ 500 MHz	@ 800 MHz	@ 1 GHz	
HFA100049-0A2	1	12.90 (0.508)	5.40 (0.214)	29.10 (1.145)	12.30 (0.485)	4.75 (0.187)	152	193	201	HFB095051-200
HFA150066-0A2	2	18.20 (0.718)	7.00 (0.279)	32.50 (1.280)	18.40 (0.724)	6.45 (0.254)	310	339	265	HFB143064-200
HFA150068-0A2	1	21.00 (0.828)	8.10 (0.320)	41.70 (1.641)	21.00 (0.828)	6.50 (0.256)	340	309	261	HFB150070-200
HFA163090-0A2	1	19.20 (0.755)	9.10 (0.357)	40.40 (1.590)	20.80 (0.820)	8.95 (0.352)	250	277	260	HFB160093-300
HFA187102-0A2	2	21.75 (0.857)	10.00 (0.394)	32.65 (1.285)	21.85 (0.860)	9.95 (0.392)	290	292	268	HFB187102-100
HFA259131-0A2	2	29.00 (1.142)	13.00 (0.512)	32.50 (1.280)	29.60 (1.165)	12.85 (0.506)	315	286	220	HFB259128-100

* - 0A2 = Black Plastic Snap On Case

All impedance values for Steward High Frequency cores are NET; NET impedance is impedance of the ferrite core only. All impedance contribution from the test wire and test fixtures has been removed.

Figure 1

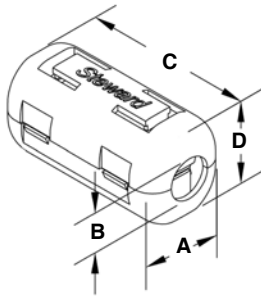


Figure 2

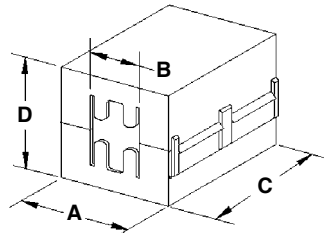


Figure 3

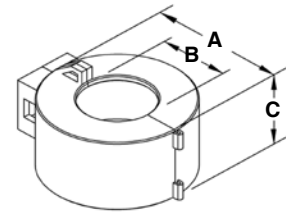


Figure 4

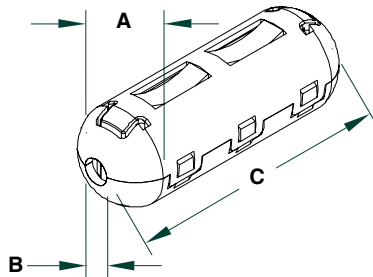
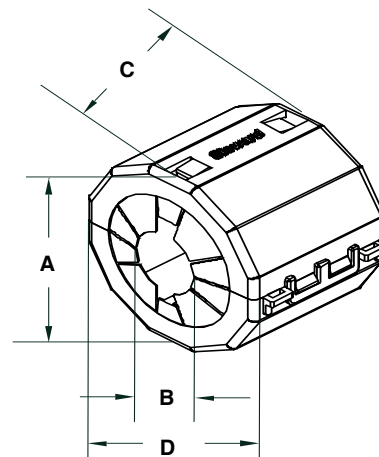


Figure 5



Split ribbon cable cores also available.