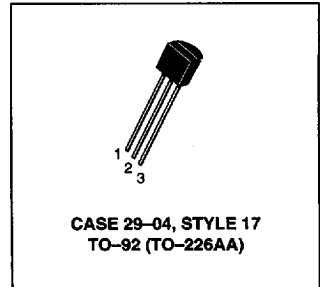
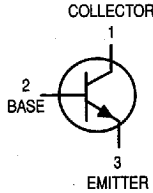


Amplifier Transistors
NPN Silicon

BC546, B
BC547, A, B, C
BC548, A, B, C



MAXIMUM RATINGS

Rating	Symbol	BC546	BC547	BC548	Unit
Collector-Emitter Voltage	V_{CEO}	65	45	30	Vdc
Collector-Base Voltage	V_{CBO}	80	50	30	Vdc
Emitter-Base Voltage	V_{EBO}	6.0			Vdc
Collector Current — Continuous	I_C	100			mAdc
Total Device Dissipation @ $T_A = 25^\circ\text{C}$ Derate above 25°C	P_D	625			mW
		5.0			mW/ $^\circ\text{C}$
Total Device Dissipation @ $T_C = 25^\circ\text{C}$ Derate above 25°C	P_D	1.5			Watt
		12			mW/ $^\circ\text{C}$
Operating and Storage Junction Temperature Range	T_J, T_{stg}	-55 to +150			$^\circ\text{C}$

THERMAL CHARACTERISTICS

Characteristic	Symbol	Max	Unit
Thermal Resistance, Junction to Ambient	$R_{\theta JA}$	200	$^\circ\text{C}/\text{W}$
Thermal Resistance, Junction to Case	$R_{\theta JC}$	83.3	$^\circ\text{C}/\text{W}$

ELECTRICAL CHARACTERISTICS ($T_A = 25^\circ\text{C}$ unless otherwise noted)

Characteristic	Symbol	Min	Typ	Max	Unit
----------------	--------	-----	-----	-----	------

OFF CHARACTERISTICS

Collector-Emitter Breakdown Voltage ($I_C = 1.0 \text{ mA}, I_B = 0$)	BC546	$V_{(BR)CEO}$	65	—	—	V
	BC547		45	—	—	
	BC548		30	—	—	
Collector-Base Breakdown Voltage ($I_C = 100 \mu\text{Adc}$)	BC546	$V_{(BR)CBO}$	80	—	—	V
	BC547		50	—	—	
	BC548		30	—	—	
Emitter-Base Breakdown Voltage ($I_E = 10 \mu\text{A}, I_C = 0$)	BC546	$V_{(BR)EBO}$	6.0	—	—	V
	BC547		6.0	—	—	
	BC548		6.0	—	—	
Collector Cutoff Current ($V_{CE} = 70 \text{ V}, V_{BE} = 0$) ($V_{CE} = 50 \text{ V}, V_{BE} = 0$) ($V_{CE} = 35 \text{ V}, V_{BE} = 0$) ($V_{CE} = 30 \text{ V}, T_A = 125^\circ\text{C}$)	BC546	I_{CES}	—	0.2	15	nA
	BC547		—	0.2	15	
	BC548		—	0.2	15	
	BC548/547/548		—	—	4.0	μA

ELECTRICAL CHARACTERISTICS ($T_A = 25^\circ\text{C}$ unless otherwise noted) (Continued)

Characteristic	Symbol	Min	Typ	Max	Unit
ON CHARACTERISTICS					
DC Current Gain ($I_C = 10\ \mu\text{A}$, $V_{CE} = 5.0\ \text{V}$)	BC547A/548A	—	90	—	—
	BC546B/547B/548B	—	150	—	—
	BC548C	—	270	—	—
(I _C = 2.0 mA, V _{CE} = 5.0 V)	BC546	110	—	450	—
	BC547	110	—	800	—
	BC548	110	—	800	—
	BC547A/548A	110	180	220	—
	BC546B/547B/548B	200	290	450	—
	BC547C/BC548C	420	520	800	—
(I _C = 100 mA, V _{CE} = 5.0 V)	BC547A/548A	—	120	—	—
	BC546B/547B/548B	—	180	—	—
	BC548C	—	300	—	—
Collector-Emitter Saturation Voltage (I _C = 10 mA, I _B = 0.5 mA) (I _C = 100 mA, I _B = 5.0 mA) (I _C = 10 mA, I _B = See Note 1)	V _{CE(sat)}	—	0.09 0.2 0.3	0.25 0.6 0.6	V
Base-Emitter Saturation Voltage (I _C = 10 mA, I _B = 0.5 mA)	V _{BE(sat)}	—	0.7	—	V
Base-Emitter On Voltage (I _C = 2.0 mA, V _{CE} = 5.0 V) (I _C = 10 mA, V _{CE} = 5.0 V)	V _{BE(on)}	0.55 —	— —	0.7 0.77	V

SMALL-SIGNAL CHARACTERISTICS

Current-Gain — Bandwidth Product (I _C = 10 mA, V _{CE} = 5.0 V, f = 100 MHz)	BC546 BC547 BC548	f _T	150 150 150	300 300 300	— — —	MHz
Output Capacitance (V _{CB} = 10 V, I _C = 0, f = 1.0 MHz)		C _{obo}	—	1.7	4.5	pF
Input Capacitance (V _{EB} = 0.5 V, I _C = 0, f = 1.0 MHz)		C _{iBo}	—	10	—	pF
Small-Signal Current Gain (I _C = 2.0 mA, V _{CE} = 5.0 V, f = 1.0 kHz)	BC546 BC547/548 BC547A/548A BC546B/547B/548B BC547C/548C	h _{fe}	125 125 125 240 450	— — 220 330 600	500 900 260 500 900	—
Noise Figure (I _C = 0.2 mA, V _{CE} = 5.0 V, R _S = 2 kΩ, f = 1.0 kHz, Δf = 200 Hz)	BC546 BC547 BC548	NF	— — —	2.0 2.0 2.0	10 10 10	dB

Note 1: I_B is value for which I_C = 11 mA at V_{CE} = 1.0 V.

6367255 0092886 T89

BC546, B BC547, A, B, C BC548, A, B, C

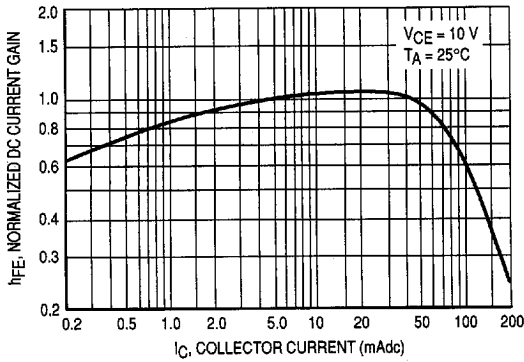


Figure 1. Normalized DC Current Gain

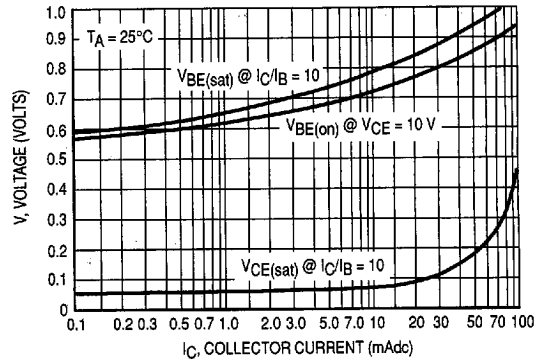


Figure 2. "Saturation" and "On" Voltages

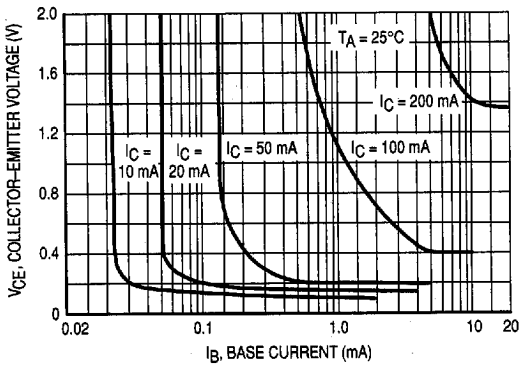


Figure 3. Collector Saturation Region

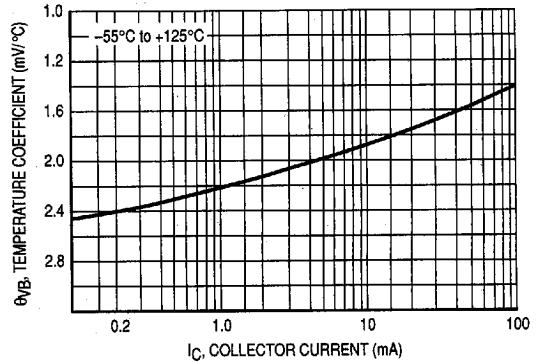


Figure 4. Base-Emitter Temperature Coefficient

BC547/BC548

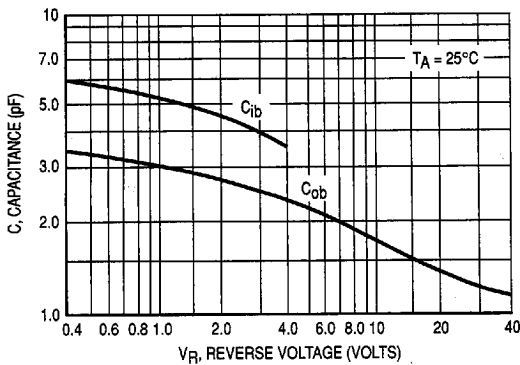


Figure 5. Capacitances

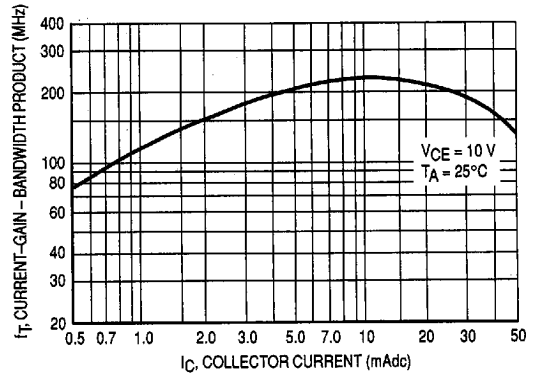


Figure 6. Current-Gain - Bandwidth Product

BC547/BC548

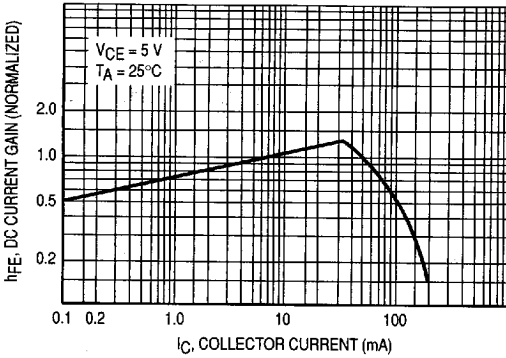


Figure 7. DC Current Gain

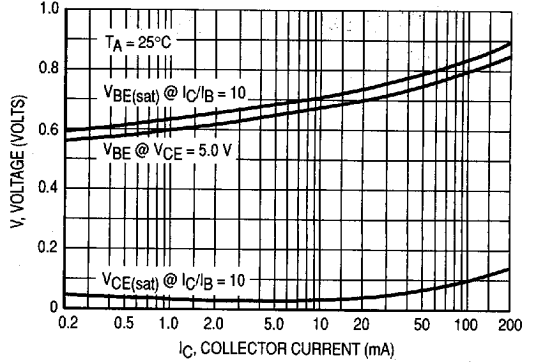


Figure 8. "On" Voltage

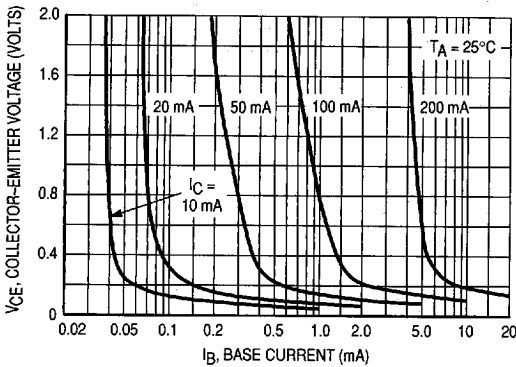


Figure 9. Collector Saturation Region

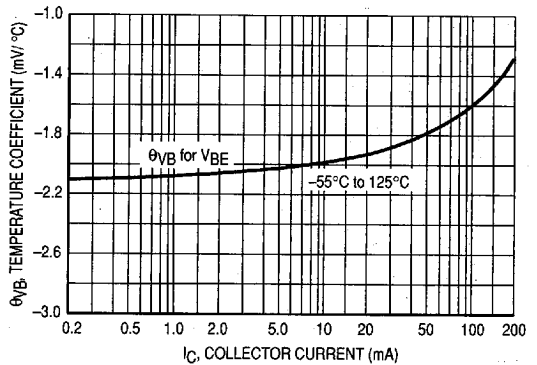


Figure 10. Base-Emitter Temperature Coefficient

BC546

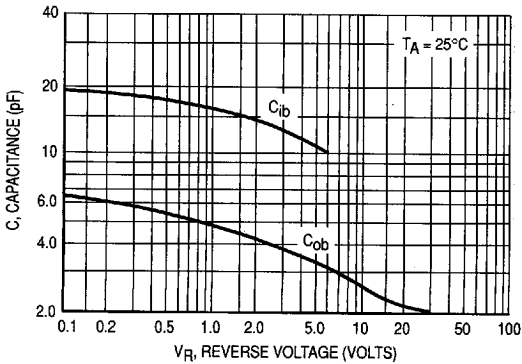


Figure 11. Capacitance

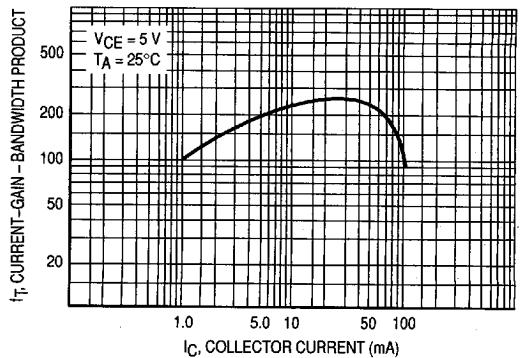


Figure 12. Current-Gain - Bandwidth Product

6367255 0092888 851