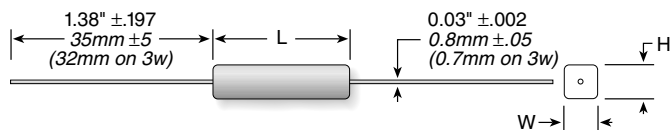


TUW/TUM Series

Ceramic Housed Axial Terminal Power



Series	Wattage	Ohms	Dimensions (in. / mm)			Voltage	Element
			Length (±1mm)	Height (±1mm)	Width (±1mm)		
TUW3	3	0.01-39	0.87 / 22	0.31 / 8	0.31 / 8	350	Wirewound
TUW5	5	0.01-47	0.87 / 22	0.35 / 9	0.39 / 10	350	Wirewound
TUW7	7	0.10-680	1.48 / 35	0.35 / 9	0.39 / 10	500	Wirewound
TUW10	10	0.10-990	1.93 / 49	0.35 / 9	0.39 / 10	750	Wirewound
TUW15	15	0.10-1000	1.93 / 49	.453/11.5	0.49 / 12.5	1000	Wirewound
TUM3	3	180-33K	0.87 / 22	0.31 / 8	0.31 / 8	350	Metal oxide
TUM5	5	220-50K	0.87 / 22	0.35 / 9	0.39 / 10	350	Metal oxide
TUM7	7	910-50K	1.48 / 35	0.35 / 9	0.39 / 10	500	Metal oxide
TUM10	10	1000-50K	1.93 / 49	0.35 / 9	0.39 / 10	750	Metal oxide
TUM15	15	1100-150K	1.93 / 49	.453/11.5	0.49 / 12.5	1000	Metal oxide

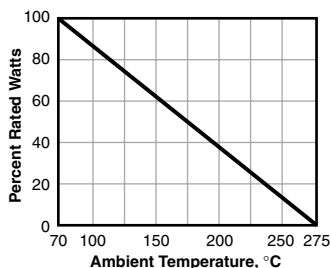
The TUW/TUM Series resistors are our most economical power resistors. They are recommended for commercial applications where low cost is critical.

They are available in small standard packs for standard values, or bulk packaged for even lower costs.

FEATURES

- Economical Commercial Grade for general purpose use
- Wirewound and Metal Oxide construction
- Wide resistance range
- Flameproof inorganic construction

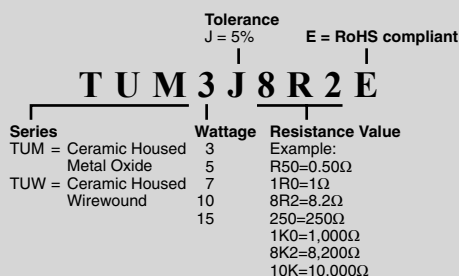
DERATING CURVE



SPECIFICATIONS

- Material**
Housing: Ceramic
Core: Fiberglass or metal oxide
Filling: Cement based
Electrical
Tolerance: 5% standard
Temperature coeff.:
 0.01-20Ω ±400ppm/°C
 20-150KΩ ±350ppm/°C
Dielectric withstanding voltage:
 1,000VAC
Short time overload
 TUW: 10x rated power for 5 sec.
 TUM: 5x rated power for 5 sec.

ORDERING INFORMATION



STANDARD PART NUMBERS FOR TUW/TUM SERIES

Ohmic value	Part No. Prefix Suffix	Wattage					Ohmic value	Part No. Prefix Suffix	Wattage					Ohmic value	Part No. Prefix Suffix	Wattage											
		3	5	7	10	15			3	5	7	10	15			3	5	7	10	15							
0.01	R01E	✓	✓				1.0	1R0E	✓	✓	✓	✓	✓	33	33RE	✓	✓	✓	✓	✓	680	680E	✓	✓	✓	✓	✓
0.01	R01E	✓	✓				1.5	1R5E	✓	✓	✓	✓	✓	39	39RE	✓	✓	✓	✓	✓	750	750E	✓	✓	✓	✓	✓
0.02	R02E	✓	✓				2.0	2R0E	✓	✓	✓	✓	✓	43	43RE	✓	✓	✓	✓	✓	820	820E	✓	✓	✓	✓	✓
0.04	R04E	✓	✓				2.7	2R7E	✓	✓	✓	✓	✓	47	47RE	✓	✓	✓	✓	✓	1000	1K0	✓	✓	✓	✓	✓
0.05	R05E	✓	✓				3.0	3R0E	✓	✓	✓	✓	✓	56	56RE	✓	✓	✓	✓	✓	1500	1K5	✓	✓	✓	✓	✓
0.10	R10E	✓	✓	✓	✓	✓	3.3	3R3E	✓	✓	✓	✓	✓	68	68RE	✓	✓	✓	✓	✓	2000	2K0	✓	✓	✓	✓	✓
0.15	R15E	✓	✓	✓	✓	✓	3.9	3R9E	✓	✓	✓	✓	✓	75	75RE	✓	✓	✓	✓	✓	2700	2K7	✓	✓	✓	✓	✓
0.20	R20E	✓	✓	✓	✓	✓	4.3	4R3E	✓	✓	✓	✓	✓	82	82RE	✓	✓	✓	✓	✓	3000	3K0	✓	✓	✓	✓	✓
0.27	R27E	✓	✓	✓	✓	✓	4.7	4R7E	✓	✓	✓	✓	✓	100	100E	✓	✓	✓	✓	✓	3300	3K3	✓	✓	✓	✓	✓
0.30	R30E	✓	✓	✓	✓	✓	5.6	5R6E	✓	✓	✓	✓	✓	150	150E	✓	✓	✓	✓	✓	3900	3K9	✓	✓	✓	✓	✓
0.33	R33E	✓	✓	✓	✓	✓	6.8	6R8E	✓	✓	✓	✓	✓	200	200E	✓	✓	✓	✓	✓	4300	4K3	✓	✓	✓	✓	✓
0.39	R39E	✓	✓	✓	✓	✓	7.5	7R5E	✓	✓	✓	✓	✓	270	270E	✓	✓	✓	✓	✓	4700	4K7	✓	✓	✓	✓	✓
0.43	R43E	✓	✓	✓	✓	✓	8.2	8R2E	✓	✓	✓	✓	✓	300	300E	✓	✓	✓	✓	✓	5600	5K6	✓	✓	✓	✓	✓
0.47	R47E	✓	✓	✓	✓	✓	10	10RE	✓	✓	✓	✓	✓	330	330E	✓	✓	✓	✓	✓	6800	6K8	✓	✓	✓	✓	✓
0.56	R56E	✓	✓	✓	✓	✓	15	15RE	✓	✓	✓	✓	✓	390	390E	✓	✓	✓	✓	✓	7500	7K5	✓	✓	✓	✓	✓
0.68	R68E	✓	✓	✓	✓	✓	20	20RE	✓	✓	✓	✓	✓	430	430E	✓	✓	✓	✓	✓	8200	8K2	✓	✓	✓	✓	✓
0.75	R75E	✓	✓	✓	✓	✓	27	27RE	✓	✓	✓	✓	✓	470	470E	✓	✓	✓	✓	✓	10000	10K	✓	✓	✓	✓	✓
0.82	R82E	✓	✓	✓	✓	✓	30	30RE	✓	✓	✓	✓	✓	560	560E	✓	✓	✓	✓	✓			✓	✓	✓	✓	✓

Check product availability at www.ohmite.com

Shaded area: change prefix to TUM

Our Tech Center is open 10am to 2pm CT Tuesdays and Thursdays, just call 866-9-OHMITE